

Ref. No. EIL/SEC/2024-25/38

15th July, 2024

The Calcutta Stock Exchange Limited 7 Lyons Range Kolkata - 700 001 CSE Scrip Code: 15060 & 10015060	BSE Limited Phiroze Jeejeebhoy Towers Dalal Street, Mumbai - 400 001 BSE Scrip Code: 500086
National Stock Exchange of India Limited Exchange Plaza, 5th Floor, Plot no. C/1, G Block Bandra-Kurla Complex, Bandra (E), Mumbai - 400 051 NSE Symbol: EXIDEIND	-

Dear Sir/ Madam,

Sub: Compliance under Regulation 31 of the SEBI (Listing Obligation and Disclosure Requirements), Regulations 2015

Pursuant to Regulation 31 of the Securities and Exchange Board of India (Listing Obligations and Disclosure Requirements) Regulations, 2015, please find enclosed the distribution of Shareholding Pattern and details for shareholders holding more than 1% shares in the Company for the quarter ended 30th June, 2024.

Kindly acknowledge receipt

Thanking you,

Yours faithfully

For Exide Industries Limited



Jitendra Kumar
Company Secretary and
President - (Legal & Corporate Affairs)
ACS No.: 11159

Encl: as above

Format of holding of specific securities

Annexure - I

Name of the Listed Entity : EXIDE INDUSTRIES LIMITED

Scrip Code : BSE : 500086 , CSE : 15060 & 10015060


Name of the scrip : EXIDEIND

Class of Security : EQUITY

Share Holding Pattern Filed under Reg.31(1)(b) for Quarter ending : 30-JUN-2024

Declaration : The Listed entity is required to submit the following declaration to the extent of submission of information :-


	Particulars	Yes*	No*
1	Whether the Listed Entity has issued any partly paid up shares ?		NO
2	Whether the Listed Entity has issued any Convertible Securities ?		NO
3	Whether the Listed Entity has issued any Warrants ?		NO
4	Whether the Listed Entity has any shares against which Depository receipts are issued ?		NO
5	Whether the Listed Entity has any shares in locked-in ?		NO
6	Whether any shares held by Promoters are pledged or otherwise encumbered ?		NO
7	Whether company has equity shares with differential voting rights ?		NO
8	Whether the listed entity has any significant beneficial owner ?	YES	



Exide Industries Limited

Table I - Summary Statement holding of specified securities

Category	Category of shareholder	Nos. of shareholders	No. of fully paid up equity shares held	No. of Partly paid-up equity shares held	No. of shares underlying Depository Receipts	Total nos. shares held	Shareholding as a % of total no. of shares (calculated as per SCRR, 1957)	Number of Voting Rights held in each class of securities				No. of Shares Underlying Outstanding convertible securities (including Warrants)	Shareholding, as a % assuming full conversion of convertible securities (as a percentage of diluted share capital)	Number of Locked in shares		Number of Shares pledged or otherwise encumbered		Number of equity shares held in dematerialised form
								No of Voting Rights			Total as a % of (A+B+C)			No. (a)	As a % of total Shares held(b)	No. (a)	As a % of total Shares held(b)	
								Class eg: X	Class eg: y	Total								
(I)	(II)	(III)	(IV)	(V)	(VI)	(VII) =	(VIII) As a	(IX)				(X)	(XI)=	(XII)		(XIII)		(XIV)
(A)	Promoter & Promoter Group	1	390954666	0	0	390954666	45.9947	390954666	0	390954666	45.9947	0	45.9947	0	0.0000	0	0.0000	390954666
(B)	Public	1075625	459045334	0	0	459045334	54.0053	459045334	0	459045334	54.0053	0	54.0053	0	0.0000	NA	NA	453661634
(C)	Non Promoter - Non Public			0				0				0		0.0000	NA	NA		
(C1)	Shares Underlying DRs	0	0	0	0	0	0.0000	0	0	0	0.0000	0	0.0000	0	0.0000	NA	NA	0
(C2)	Shares Held By Employee Trust	0	0	0	0	0	0.0000	0	0	0	0.0000	0	0.0000	0	0.0000	NA	NA	0
	Total	1075626	850000000	0	0	850000000	100.0000	850000000	0	850000000	100.0000	0	100.0000	0	0.0000	0	0.0000	844616300



Exide Industries Limited
Table II - Statement showing shareholding pattern of the Promoter and Promoter Group


	Category & Name of the shareholders	Entity Type	Nos. of shareholders	No. of fully paid up equity shares held	Partly paid-up equity shares held	No. of shares underlying Depository Receipts	Total nos. shares held	Shareholding % calculated as per SCRR, 1957 As a % of (A+B+C2)	Number of Voting Rights held in each class of securities			No. of Shares Underlying Outstanding convertible securities (including)	Shareholding, as a % assuming full conversion of convertible securities	Number of Locked in shares		Number of Shares pledged or otherwise encumbered		Number of equity shares held in dematerialised form	
									No of Voting Rights					Total as a % of Total Voting Rights	No. (a)	As a % of total Shares held(b)	No. (a)		As a % of total Shares held(b)
									Class eg: X	Class eg: y	Total								
	(I)		(III)	(IV)	(V)	(VI)	(VII) =	(VIII) As a	(IX)			(X)	(XI)=	(XII)		(XIII)		(XIV)	
1	Indian																		
(a)	Individuals / Hindu Undivided Family		0	0	0	0	0	0.0000	0	0	0	0.0000	0	0.0000	0	0.0000	0	0.0000	0
(b)	Central Government / State Government(s)		0	0	0	0	0	0.0000	0	0	0	0.0000	0	0.0000	0	0.0000	0	0.0000	0
(c)	Financial Institutions / Banks		0	0	0	0	0	0.0000	0	0	0	0.0000	0	0.0000	0	0.0000	0	0.0000	0
(d)	Any Other (Specify)		0	0	0	0	0	0.0000	0	0	0	0.0000	0	0.0000	0	0.0000	0	0.0000	0
	Sub Total (A)(1)		0	0	0	0	0	0.0000	0	0	0	0.0000	0	0.0000	0	0.0000	0	0.0000	0
2	Foreign																		
(a)	Individuals (Non-Resident Individuals / Foreign Individuals)		1	390954666	0	0	390954666	45.9947	390954666	0	390954666	45.9947	0	45.9947	0	0.0000	0	0.0000	390954666
	Chloride Eastern Limited	Promoters	1	390954666	0	0	390954666	45.9947	390954666	0	390954666	45.9947	0	45.9947	0	0.0000	0	0.0000	390954666
(b)	Government		0	0	0	0	0	0.0000	0	0	0	0.0000	0	0.0000	0	0.0000	0	0.0000	0
(c)	Institutions		0	0	0	0	0	0.0000	0	0	0	0.0000	0	0.0000	0	0.0000	0	0.0000	0
(d)	Foreign Portfolio Investor		0	0	0	0	0	0.0000	0	0	0	0.0000	0	0.0000	0	0.0000	0	0.0000	0
(e)	Any Other (Specify)		0	0	0	0	0	0.0000	0	0	0	0.0000	0	0.0000	0	0.0000	0	0.0000	0
	Sub Total (A)(2)		1	390954666	0	0	390954666	45.9947	390954666	0	390954666	45.9947	0	45.9947	0	0.0000	0	0.0000	390954666
	Total Shareholding Of Promoter And Promoter Group (A)=(A)(1)+(A)(2)		1	390954666	0	0	390954666	45.9947	390954666	0	390954666	45.9947	0	45.9947	0	0.0000	0	0.0000	390954666

Details of Shares which remain unclaimed may be given hear along with details such as number of shareholders, outstanding shares held in demat/unclaimed suspense account, voting rights which are frozen etc.

Note :

(1) PAN would not be displayed on website of Stock Exchange(s)

(2) The term 'Encumbrance' has the same meaning as assigned under regulation 28(3) of SEBI (Substantial Acquisition of Shares and Takeovers) Regulations, 2011.



Exide Industries Limited
Table III - Statement showing shareholding pattern of the Public shareholder

	Category & Name of the shareholders	Nos. of shareholders	No. of fully paid up equity shares held	Partly paid-up equity shares held	No. of shares underlying Depository Receipts	Total nos. shares held	Shareholding % calculated as per SCRR, 1957 As a % of (A+B+C2)	Number of Voting Rights held in each class of securities			No. of Shares Underlying Outstanding convertible securities (including Warrants)	Shareholding, as a % assuming full conversion of convertible securities (as a percentage of diluted share capital)	Number of Locked in shares		Number of Shares pledged or otherwise encumbered		Number of equity shares held in dematerialised form	Sub-categorization of shares				
								No of Voting Rights		Total as a % of Total Voting Rights			No. (a)	As a % of total Shares held(b)	No. (a)	As a % of total Shares held(b)		Shareholding(No. of shares) under				
								Class eg: X	Class eg: Y									Total	Sub-category(i)	Sub-category(ii)	Sub-category(iii)	
	(I)	(III)	(IV)	(V)	(VI)	(VII) =	(VIII) As a %	(IX)			(X)	(XI)=	(XII)	(XIII)	(XIV)	(XV)						
1	Institutions (Domestic)																					
(a)	Mutual Fund	30	103235347	0	0	103235347	12.1453	103235347	0	103235347	12.1453	0	12.1453	0	0.0000	NA	NA	103235347	0	0	0	
	Kotak Emerging Equity Scheme	1	43015448	0	0	43015448	5.0606	43015448	0	43015448	5.0606	0	5.0606	0	0.0000	NA	NA	43015448	0	0	0	
	Hsbc Midcap Fund	1	9327025	0	0	9327025	1.0973	9327025	0	9327025	1.0973	0	1.0973	0	0.0000	NA	NA	9327025	0	0	0	
(b)	Venture Capital Funds	0	0	0	0	0	0.0000	0	0	0	0.0000	0	0.0000	0	0.0000	NA	NA	0				
(c)	Alternate Investment Funds	10	1190871	0	0	1190871	0.1401	1190871	0	1190871	0.1401	0	0.1401	0	0.0000	NA	NA	1190871	0	0	0	
(d)	Banks	18	679726	0	0	679726	0.0800	679726	0	679726	0.0800	0	0.0800	0	0.0000	NA	NA	632756	0	0	0	
(e)	Insurance Companies	15	46768477	0	0	46768477	5.5022	46768477	0	46768477	5.5022	0	5.5022	0	0.0000	NA	NA	46768477	0	0	0	
	Life Insurance Corporation Of India	1	16147750	0	0	16147750	1.8997	16147750	0	16147750	1.8997	0	1.8997	0	0.0000	NA	NA	16147750	0	0	0	
	Sbi Life Insurance Co. Ltd	1	8758509	0	0	8758509	1.0304	8758509	0	8758509	1.0304	0	1.0304	0	0.0000	NA	NA	8758509				
(f)	Provident Funds/ Pension Funds	0	0	0	0	0	0.0000	0	0	0	0.0000	0	0.0000	0	0.0000	NA	NA	0				
(G)	Asset Reconstruction Companies	0	0	0	0	0	0.0000	0	0	0	0.0000	0	0.0000	0	0.0000	NA	NA	0				
(h)	Sovereign Wealth Funds	0	0	0	0	0	0.0000	0	0	0	0.0000	0	0.0000	0	0.0000	NA	NA	0				
(i)	NBFCs registered with RBI	5	23306	0	0	23306	0.0027	23306	0	23306	0.0027	0	0.0027	0	0.0000	NA	NA	23306	0	0	0	
(j)	Other Financial Institutions	0	0	0	0	0	0.0000	0	0	0	0.0000	0	0.0000	0	0.0000	NA	NA	0				
(k)	Any Other (Specify)	0	0	0	0	0	0.0000	0	0	0	0.0000	0	0.0000	0	0.0000	NA	NA	0				
	Sub Total (B)(1)	78	151897727	0	0	151897727	17.8703	151897727	0	151897727	17.8703	0	17.8703	0	0.0000	NA	NA	151850757	0	0	0	
2	Institutions (Foreign)																					
(a)	Foreign Direct Investment	0	0	0	0	0	0.0000	0	0	0	0.0000	0	0.0000	0	0.0000	NA	NA	0				
(b)	Foreign Venture Capital Investors	0	0	0	0	0	0.0000	0	0	0	0.0000	0	0.0000	0	0.0000	NA	NA	0				
(c)	Sovereign Wealth Funds	0	0	0	0	0	0.0000	0	0	0	0.0000	0	0.0000	0	0.0000	NA	NA	0				
(d)	Foreign Portfolio Investors Category I	220	112258739	0	0	112258739	13.2069	112258739	0	112258739	13.2069	0	13.2069	0	0.0000	NA	NA	112258739	0	0	0	
	Government Pension Fund Global	1	12717663	0	0	12717663	1.4962	12717663	0	12717663	1.4962	0	1.4962	0	0.0000	NA	NA	12717663				
(e)	Foreign Portfolio Investors Category II	19	4540759	0	0	4540759	0.5342	4540759	0	4540759	0.5342	0	0.5342	0	0.0000	NA	NA	4540759	0	0	0	
(f)	Overseas Depositories(holding DRs) (balancing figure)	0	0	0	0	0	0.0000	0	0	0	0.0000	0	0.0000	0	0.0000	NA	NA	0				
(g)	Any Other (Specify)	1	560	0	0	560	0.0001	560	0	560	0.0001	0	0.0001	0	0.0000	NA	NA	560	0	0	0	
	Foreign Bank	1	560	0	0	560	0.0001	560	0	560	0.0001	0	0.0001	0	0.0000	NA	NA	560	0	0	0	
	Citibank N.A.	1	560	0	0	560	0.0001	560	0	560	0.0001	0	0.0001	0	0.0000	NA	NA	560				
	Sub Total (B)(2)	240	116800058	0	0	116800058	13.7412	116800058	0	116800058	13.7412	0	13.7412	0	0.0000	NA	NA	116800058	0	0	0	
3	Central Government/ State Government(s)																					
(a)	Central Government / President of India	0	0	0	0	0	0.0000	0	0	0	0.0000	0	0.0000	0	0.0000	NA	NA	0				
(b)	State Government / Governor	0	0	0	0	0	0.0000	0	0	0	0.0000	0	0.0000	0	0.0000	NA	NA	0				
(C)	Shareholding by Companies or Bodies Corporate where Central / State Government is a promoter	0	0	0	0	0	0.0000	0	0	0	0.0000	0	0.0000	0	0.0000	NA	NA	0				
	Sub Total (B)(3)	0	0	0	0	0	0.0000	0	0	0	0.0000	0	0.0000	0	0.0000	NA	NA	0				




Table III - Statement showing shareholding pattern of the Public shareholder


	Category & Name of the shareholders	Nos. of shareholders	No. of fully paid up equity shares held	Partly paid-up equity shares held	No. of shares underlying Depository Receipts	Total nos. shares held	Shareholding % calculated as per SCRR, 1957 As a % of (A+B+C2)	Number of Voting Rights held in each class of securities			No. of Shares Underlying Outstanding convertible securities (including Warrants)	Shareholding, as a % assuming full conversion of convertible securities (as a percentage of diluted share capital)	Number of Locked in shares		Number of Shares pledged or otherwise encumbered		Number of equity shares held in dematerialised form	Sub-categorization of shares			
								No of Voting Rights		Total as a % of Total Voting Rights			No. (a)	As a % of total Shares held(b)	No. (a)	As a % of total Shares held(b)		Shareholding(No. of shares) under			
								Class eg: X	Class eg: Y									Total	Sub-category(i)	Sub-category(ii)	Sub-category(iii)
	(I)	(III)	(IV)	(V)	(VI)	(VII) =	(VIII) As a %	(IX)			(X)	(XI)=	(XII)	(XIII)	(XIV)	(XV)					
4	Non-Institutions		0	0	0	0	0.0000	0	0	0	0.0000	0	0.0000	0	0.0000	NA	NA	0			
(a)	Associate companies / Subsidiaries	0	0	0	0	0	0.0000	0	0	0	0.0000	0	0.0000	0	0.0000	NA	NA	0			
(b)	Directors and their relatives (excluding Independent Directors and nominee Directors)	1	1000	0	0	1000	0.0001	1000	0	1000	0.0001	0	0.0001	0	0.0000	NA	NA	1000	0	0	0
(c)	Key Managerial Personnel	0	0	0	0	0	0.0000	0	0	0	0.0000	0	0.0000	0	0.0000	NA	NA	0			
(D)	Relatives of promoters (other than 'immediate relatives' of promoters disclosed under 'Promoter and Promoter Group' category)	0	0	0	0	0	0.0000	0	0	0	0.0000	0	0.0000	0	0.0000	NA	NA	0			
(E)	Trusts where any person belonging to 'Promoter and Promoter Group' category is 'trustee', 'beneficiary', or 'author of the trust'	0	0	0	0	0	0.0000	0	0	0	0.0000	0	0.0000	0	0.0000	NA	NA	0			
(f)	Investor Education and Protection Fund (IEPF)	1	5016692	0	0	5016692	0.5902	5016692	0	5016692	0.5902	0	0.5902	0	0.0000	NA	NA	5016692	0	0	0
(g)	i. Resident Individual holding nominal share capital up to Rs. 2 lakhs.	1056682	126504376	0	0	126504376	14.8829	126504376	0	126504376	14.8829	0	14.8829	0	0.0000	NA	NA	121320397	0	0	0
(h)	ii. Resident individual holding nominal share capital in excess of Rs. 2 lakhs.	10	4818889	0	0	4818889	0.5669	4818889	0	4818889	0.5669	0	0.5669	0	0.0000	NA	NA	4818889	0	0	0
(i)	Non Resident Indians (NRIs)	11509	6478019	0	0	6478019	0.7621	6478019	0	6478019	0.7621	0	0.7621	0	0.0000	NA	NA	6449212	0	0	0
(j)	Foreign Nationals	3	76430	0	0	76430	0.0090	76430	0	76430	0.0090	0	0.0090	0	0.0000	NA	NA	1670	0	0	0
(k)	Foreign Companies	0	0	0	0	0	0.0000	0	0	0	0.0000	0	0.0000	0	0.0000	NA	NA	0			
(l)	Bodies Corporate	1263	43861008	0	0	43861008	5.1601	43861008	0	43861008	5.1601	0	5.1601	0	0.0000	NA	NA	43811824	0	0	0
	Hathway Investments Private Limited	1	36752730	0	0	36752730	4.3239	36752730	0	36752730	4.3239	0	4.3239	0	0.0000	NA	NA	36752730			
(m)	Any Other (Specify)	5838	3591135	0	0	3591135	0.4225	3591135	0	3591135	0.4225	0	0.4225	0	0.0000	NA	NA	3591135	0	0	0
	Trusts	16	173586	0	0	173586	0.0204	173586	0	173586	0.0204	0	0.0204	0	0.0000	NA	NA	173586	0	0	0
	Escrow Account	1	8955	0	0	8955	0.0011	8955	0	8955	0.0011	0	0.0011	0	0.0000	NA	NA	8955	0	0	0
	Body Corp-Ltd Liability Partnership	127	490853	0	0	490853	0.0577	490853	0	490853	0.0577	0	0.0577	0	0.0000	NA	NA	490853	0	0	0
	Hindu Undivided Family	5676	2879891	0	0	2879891	0.3388	2879891	0	2879891	0.3388	0	0.3388	0	0.0000	NA	NA	2879891	0	0	0
	Clearing Member	18	37850	0	0	37850	0.0045	37850	0	37850	0.0045	0	0.0045	0	0.0000	NA	NA	37850	0	0	0
	Sub Total (B)(4)	1075307	190347549	0	0	190347549	22.3938	190347549	0	190347549	22.3938	0	22.3938	0	0.0000	NA	NA	185010819	0	0	0
	Total Public Shareholding (B)= (B)(1)+(B)(2)+(B)(3)+b(4)	1075625	459045334	0	0	459045334	54.0053	459045334	0	459045334	54.0053	0	54.0053	0	0.0000	NA	NA	453661634	0	0	0

Details of the shareholders acting as persons in Concert including their Shareholding (No. and %):

No. of shareholders	%
0	

Details of Shares which remain unclaimed may be given hear along with details such as number of shareholders, outstanding shares held in demat/unclaimed suspense account, voting rights which are frozen etc.

No. of shareholders
0



Exide Industries Limited
Table IV - Statement showing shareholding pattern of the Non Promoter- Non Public shareholder


	Category & Name of the shareholders	PAN	Nos. of shareholders	No. of fully paid up equity shares held	Partly paid-up equity shares held	No. of shares underlying Depository Receipts	Total nos. shares held	Shareholding % calculated as per SCRR, 1957 As a % of (A+B+C2)	Number of Voting Rights held in each class of securities			No. of Shares Underlying Outstanding convertible securities (including)	Shareholding, as a % assuming full conversion of convertible securities	Number of Locked in shares		Number of Shares pledged or otherwise encumbered		Number of equity shares held in dematerialised form	
									No of Voting Rights					Total as a % of (A+B+C)	No. (a)	As a % of total Shares held(b)	No. (a)		As a % of total Shares held(b)
									Class eg: X	Class eg: y	Total								
(I)	(II)	(III)	(IV)	(V)	(VI)	(VII) =	(VIII) As a	(IX)			(X)	(XI) =	(XII)		(XIII)		(XIV)		
1	Custodian/DR Holder		0	0	0	0	0	0.0000	0	0	0	0.0000	0	0.0000	0	0.0000	NA	NA	0
2	Employee Benefit Trust / Employee Welfare Trust under SEBI (Share based Employee Benefits and Sweat Equity) Regulations, 2021		0	0	0	0	0	0.0000	0	0	0	0.0000	0	0.0000	0	0.0000	NA	NA	0
	Total Non-Promoter- Non Public Shareholding (C)= (C)(1)+(C)(2)		0	0	0	0	0	0.0000	0	0	0	0.0000	0	0.0000	0	0.0000	NA	NA	0

Note :

(1) PAN would not be displayed on website of Stock Exchange(s).

(2) The above format needs to be disclosed along with the names of the shareholders holding 1% or more than 1% of shares of the listed entity. Column no.(XIII)is not applicable in the above format.

(3) W.r.t. the information pertaining to Depository Receipts, the same may be disclosed in the respective columns to the extent information available.



Annexure B

Table VI - Statement showing foreign ownership limits

	<i>Board approved limits</i>	<i>Limits utilized</i>
As on shareholding date	100	60.51
As on the end of previous 1st quarter	100	60.30
As on the end of previous 2nd quarter	100	59.71
As on the end of previous 3rd quarter	100	59.61
As on the end of previous 4th quarter	100	59.69

