

Ref. No. EIL/SEC/2026-27/03

13th April 2026

The Calcutta Stock Exchange Limited 7 Lyons Range Kolkata - 700 001 CSE Scrip Code: 15060 & 10015060	BSE Limited Phiroze Jeejeebhoy Towers Dalal Street, Mumbai - 400 001 BSE Scrip Code: 500086
National Stock Exchange of India Limited Exchange Plaza, 5th Floor, Plot no. C/1, G Block Bandra-Kurla Complex, Bandra (E), Mumbai - 400 051 NSE Symbol: EXIDEIND	-

Dear Sir/ Madam,

Sub: Compliance under Regulation 31 of the SEBI (Listing Obligation and Disclosure Requirements), Regulations 2015

Pursuant to Regulation 31 of the Securities and Exchange Board of India (Listing Obligations and Disclosure Requirements) Regulations, 2015, please find enclosed the distribution of Shareholding Pattern and details for shareholders holding more than 1% shares in the Company for the quarter ended 31st March 2026.

Kindly acknowledge receipt

Thanking you,

Yours faithfully


For Exide Industries Limited

Jitendra Kumar
Company Secretary and
President - (Legal & Corporate Affairs)
ACS No.: 11159

Encl: as above


Format of holding of specific securities**Annexure - I****Name of the Listed Entity : EXIDE INDUSTRIES LIMITED****Scrip Code : BSE : 500086 , CSE : 15060 & 10015060****Name of the scrip : EXIDEIND****Class of Security : EQUITY****Share Holding Pattern Filed under Reg.31(1)(b) for Quarter ending : 31-March-2026****Declaration : The Listed entity is required to submit the following declaration to the extent of submission of information :-**

	Particulars	Yes*	No*
1	Whether the Listed Entity has issued any partly paid up shares ?		NO
2	Whether the Listed Entity has issued any Convertible Securities ?		NO
3	Whether the Listed Entity has issued any Warrants ?		NO
4	Whether the Listed Entity has any shares against which Depository receipts are issued ?		NO
5	Whether the Listed Entity has any shares in locked-in ?		NO
6	Whether any shares held by Promoters are pledged or otherwise encumbered ?		NO
7	Whether company has equity shares with differential voting rights ?		NO
8	Whether the listed entity has any significant beneficial owner ?		YES



Exide Industries Limited
Table I - Summary Statement holding of specified securities

Category	Category of shareholder	Nos. of shareholders	No. of fully paid up equity shares held	No. of Partly paid-up equity shares held	No. of shares underlying Depository Receipts	Total nos. shares held	Shareholding as a % of total no. of shares (calculated as per SCRR, 1957)	Number of Voting Rights held in each class of securities				No. of Shares Underlying Outstanding convertible securities (including	Shareholding, as a % assuming full conversion of convertible securities	Number of Locked in shares		Number of Shares pledged or otherwise encumbered		Number of equity shares held in dematerialised form
								No of Voting Rights			Total as a % of (A+B+C)			No. (a)	As a % of total Shares held(b)	No. (a)	As a % of total Shares held(b)	
								Class eg: X	Class eg: y	Total								
(i)	(ii)	(iii)	(iv)	(v)	(vi)	(vii) =	(viii) As a	(ix)				(x)	(xi)=	(xii)		(xiii)		(xiv)
(A)	Promoter & Promoter Group	1	390954666	0	0	390954666	45.9947	390954666	0	390954666	45.9947	0	45.9947	0	0.0000	0	0.0000	390954666
(B)	Public	1203116	459045334	0	0	459045334	54.0053	459045334	0	459045334	54.0053	0	54.0053	0	0.0000	NA	NA	454922864
(C)	Non Promoter - Non Public				0				0			0			0.0000	NA	NA	
(C1)	Shares Underlying DRs	0	0	0	0	0	0.0000	0	0	0	0.0000	0	0.0000	0	0.0000	NA	NA	0
(C2)	Shares Held By Employee Trust	0	0	0	0	0	0.0000	0	0	0	0.0000	0	0.0000	0	0.0000	NA	NA	0
	Total	1203117	850000000	0	0	850000000	100.0000	850000000	0	850000000	100.0000	0	100.0000	0	0.0000	0	0.0000	845877530



Exide Industries Limited
Table II - Statement showing shareholding pattern of the Promoter and Promoter Group


	Category & Name of the shareholders	Entity Type	Nos. of shareholders (III)	No. of fully paid up equity shares held (IV)	Partly paid-up equity shares held (V)	No. of shares underlying Depository Receipts (VI)	Total nos. shares held (VII) = (VI) + (VIII)	Shareholding % calculated as per SCRR, 1957 As a % of (A+B+C2) (VIII) As a	Number of Voting Rights held in each class of securities			No. of Shares Underlying Outstanding convertible securities (including securities convertible into equity securities) (X)	Shareholding, as a % assuming full conversion of convertible securities (XI) = (X) / (VII) * 100	Number of Locked in shares (XII)		Number of Shares pledged or otherwise encumbered (XIII)		Number of equity shares held in dematerialised form (XIV)	
									No of Voting Rights		Total as a % of Total Voting Rights (IX)			No. (a)	As a % of total Shares held (b)	No. (a)	As a % of total Shares held (b)		
									Class eg: X	Class eg: Y									Total
1	Indian																		
(a)	Individuals / Hindu Undivided Family		0	0	0	0	0	0.0000	0	0	0	0.0000	0	0.0000	0	0.0000	0	0.0000	0
(b)	Central Government / State Government(s)		0	0	0	0	0	0.0000	0	0	0	0.0000	0	0.0000	0	0.0000	0	0.0000	0
(c)	Financial Institutions / Banks		0	0	0	0	0	0.0000	0	0	0	0.0000	0	0.0000	0	0.0000	0	0.0000	0
(d)	Any Other (Specify)		0	0	0	0	0	0.0000	0	0	0	0.0000	0	0.0000	0	0.0000	0	0.0000	0
	Sub Total (A)(1)		0	0	0	0	0	0.0000	0	0	0	0.0000	0	0.0000	0	0.0000	0	0.0000	0
2	Foreign																		
(a)	Individuals (Non-Resident Individuals / Foreign Individuals)		1	390954666	0	0	390954666	45.9947	390954666	0	390954666	45.9947	0	45.9947	0	0.0000	0	0.0000	390954666
	Chloride Eastern Limited	Promoters	1	390954666	0	0	390954666	45.9947	390954666	0	390954666	45.9947	0	45.9947	0	0.0000	0	0.0000	390954666
(b)	Government		0	0	0	0	0	0.0000	0	0	0	0.0000	0	0.0000	0	0.0000	0	0.0000	0
(c)	Institutions		0	0	0	0	0	0.0000	0	0	0	0.0000	0	0.0000	0	0.0000	0	0.0000	0
(d)	Foreign Portfolio Investor		0	0	0	0	0	0.0000	0	0	0	0.0000	0	0.0000	0	0.0000	0	0.0000	0
(e)	Any Other (Specify)		0	0	0	0	0	0.0000	0	0	0	0.0000	0	0.0000	0	0.0000	0	0.0000	0
	Sub Total (A)(2)		1	390954666	0	0	390954666	45.9947	390954666	0	390954666	45.9947	0	45.9947	0	0.0000	0	0.0000	390954666
	Total Shareholding Of Promoter And Promoter Group (A)= (A)(1)+(A)(2)		1	390954666	0	0	390954666	45.9947	390954666	0	390954666	45.9947	0	45.9947	0	0.0000	0	0.0000	390954666

Details of Shares which remain unclaimed may be given hear along with details such as number of shareholders, outstanding shares held in demat/unclaimed suspense account, voting rights which are frozen etc.

Note :

(1) PAN would not be displayed on website of Stock Exchange(s)


(2) The term 'Encumbrance' has the same meaning as assigned under regulation 28(3) of SEBI (Substantial Acquisition of Shares and Takeovers) Regulations, 2011.




Exide Industries Limited

Table III - Statement showing shareholding pattern of the Public shareholder

Category & Name of the shareholders	Nos. of shareholders	No. of fully paid up equity shares held	Partly paid-up equity shares held	No. of shares underlying Depository Receipts	Total nos. shares held	Shareholding % calculated as per SCRR, 1957 As a % of (A+B+C2)	Number of Voting Rights held in each class of securities				No. of Shares Underlying Outstanding convertible securities (including securities)	Shareholding, as a % assuming full conversion of convertible securities	Number of Locked in shares		Number of Shares pledged or otherwise encumbered		Number of equity shares held in dematerialised form	Sub-categorization of shares			
							No of Voting Rights			Total as a % of Total Voting Rights			No. (a)	As a % of total Shares held(b)	No. (a)	As a % of total Shares held(b)		Shareholding(No. of shares) under			
							Class eg: X	Class eg: Y	Total									Sub-category(i)	Sub-category(ii)	Sub-category(iii)	
(I)	(III)	(IV)	(V)	(VI)	(VII) =	(VIII) As a	(IX)				(X)	(XI)=	(XII)		(XIII)		(XIV)	(XV)			
1	Institutions (Domestic)																				
(a)	Mutual Fund	37	75766162	0	0	75766162	8.9137	75766162	0	75766162	8.9137	0	8.9137	0	0.0000	NA	NA	75766162	0	0	0
	Aditya Birla Sun Life Trustee Private Limited A/C A	1	12202799	0	0	12202799	1.4356	12202799	0	12202799	1.4356	0	1.4356	0	0.0000	NA	NA	12202799	0	0	0
	Bandhan Large & Mid Cap Fund	1	10488530	0	0	10488530	1.2339	10488530	0	10488530	1.2339	0	1.2339	0	0.0000	NA	NA	10488530	0	0	0
(b)	Venture Capital Funds	0	0	0	0	0	0.0000	0	0	0	0.0000	0	0.0000	0	0.0000	NA	NA	0			
(c)	Alternate Investment Funds	8	1086983	0	0	1086983	0.1279	1086983	0	1086983	0.1279	0	0.1279	0	0.0000	NA	NA	1086983	0	0	0
(d)	Banks	18	194015	0	0	194015	0.0228	194015	0	194015	0.0228	0	0.0228	0	0.0000	NA	NA	147045	0	0	0
(e)	Insurance Companies	17	85453221	0	0	85453221	10.0533	85453221	0	85453221	10.0533	0	10.0533	0	0.0000	NA	NA	85453221	0	0	0
	Life Insurance Corporation Of India	1	50611447	0	0	50611447	5.9543	50611447	0	50611447	5.9543	0	5.9543	0	0.0000	NA	NA	50611447	0	0	0
(f)	Provident Funds/ Pension Funds	0	0	0	0	0	0.0000	0	0	0	0.0000	0	0.0000	0	0.0000	NA	NA	0			
(G)	Asset Reconstruction Companies	0	0	0	0	0	0.0000	0	0	0	0.0000	0	0.0000	0	0.0000	NA	NA	0			
(h)	Sovereign Wealth Funds	0	0	0	0	0	0.0000	0	0	0	0.0000	0	0.0000	0	0.0000	NA	NA	0			
(i)	NBFCs registered with RBI	8	108435	0	0	108435	0.0128	108435	0	108435	0.0128	0	0.0128	0	0.0000	NA	NA	108435	0	0	0
(j)	Other Financial Institutions	0	0	0	0	0	0.0000	0	0	0	0.0000	0	0.0000	0	0.0000	NA	NA	0			
(k)	Any Other (Specify)	0	0	0	0	0	0.0000	0	0	0	0.0000	0	0.0000	0	0.0000	NA	NA	0			
	Sub Total (B)(1)	88	162608816	0	0	162608816	19.1304	162608816	0	162608816	19.1304	0	19.1304	0	0.0000	NA	NA	162561846	0	0	0
2	Institutions (Foreign)																				
(a)	Foreign Direct Investment	0	0	0	0	0	0.0000	0	0	0	0.0000	0	0.0000	0	0.0000	NA	NA	0			
(b)	Foreign Venture Capital Investors	0	0	0	0	0	0.0000	0	0	0	0.0000	0	0.0000	0	0.0000	NA	NA	0			
(c)	Sovereign Wealth Funds	0	0	0	0	0	0.0000	0	0	0	0.0000	0	0.0000	0	0.0000	NA	NA	0			
(d)	Foreign Portfolio Investors Category I	190	85360645	0	0	85360645	10.0424	85360645	0	85360645	10.0424	0	10.0424	0	0.0000	NA	NA	85360645	0	0	0
	Government Pension Fund Global	1	20520739	0	0	20520739	2.4142	20520739	0	20520739	2.4142	0	2.4142	0	0.0000	NA	NA	20520739			
(e)	Foreign Portfolio Investors Category II	13	2168921	0	0	2168921	0.2552	2168921	0	2168921	0.2552	0	0.2552	0	0.0000	NA	NA	2168921	0	0	0
(f)	Overseas Depositories(holding DRs) (balancing figure)	0	0	0	0	0	0.0000	0	0	0	0.0000	0	0.0000	0	0.0000	NA	NA	0			
(g)	Any Other (Specify)	1	560	0	0	560	0.0001	560	0	560	0.0001	0	0.0001	0	0.0000	NA	NA	560	0	0	0
	Foreign Bank	1	560	0	0	560	0.0001	560	0	560	0.0001	0	0.0001	0	0.0000	NA	NA	560	0	0	0
	Citibank N.A.	1	560	0	0	560	0.0001	560	0	560	0.0001	0	0.0001	0	0.0000	NA	NA	560			
	Sub Total (B)(2)	204	87530126	0	0	87530126	10.2977	87530126	0	87530126	10.2977	0	10.2977	0	0.0000	NA	NA	87530126	0	0	0



3	Central Government/ State Government(s)																					
(a)	Central Government / President of India	1	90	0	0	90	0.0000	90	0	90	0.0000	0	0.0000	0	0.0000	NA	NA	90	0	0	0	
(b)	State Government / Governor	0	0	0	0	0	0.0000	0	0	0	0.0000	0	0.0000	0	0.0000	NA	NA	0				
(C)	Shareholding by Companies or Bodies Corporate where Central / State Government is a promoter	0	0	0	0	0	0.0000	0	0	0	0.0000	0	0.0000	0	0.0000	NA	NA	0				
	Sub Total (B)(3)	1	90	0	0	90	0.0000	90	0	90	0.0000	0	0.0000	0	0.0000	NA	NA	90	0	0	0	
4	Non-Institutions		0	0	0	0	0.0000	0	0	0	0.0000	0	0.0000	0	0.0000	NA	NA	0				
(a)	Associate companies / Subsidiaries	0	0	0	0	0	0.0000	0	0	0	0.0000	0	0.0000	0	0.0000	NA	NA	0				
(b)	Directors and their relatives (excluding Independent Directors and nominee Directors)	1	350	0	0	350	0.0000	350	0	350	0.0000	0	0.0000	0	0.0000	NA	NA	350	0	0	0	
(C)	Key Managerial Personnel	0	0	0	0	0	0.0000	0	0	0	0.0000	0	0.0000	0	0.0000	NA	NA	0				
(D)	Relatives of promoters (other than 'immediate relatives' of promoters disclosed under 'Promoter and Promoter Group' category)	0	0	0	0	0	0.0000	0	0	0	0.0000	0	0.0000	0	0.0000	NA	NA	0				
(E)	Trusts where any person belonging to 'Promoter and Promoter Group' category is 'trustee', 'beneficiary', or 'author of the trust'	0	0	0	0	0	0.0000	0	0	0	0.0000	0	0.0000	0	0.0000	NA	NA	0				
(f)	Investor Education and Protection Fund (IEPF)	1	5358903	0	0	5358903	0.6305	5358903	0	5358903	0.6305	0	0.6305	0	0.0000	NA	NA	5358903	0	0	0	
(g)	i. Resident Individual holding nominal share capital up to Rs. 2 lakhs.	1179695	145153941	0	0	145153941	17.0769	145153941	0	145153941	17.0769	0	17.0769	0	0.0000	NA	NA	141221832	0	0	0	
(h)	ii. Resident individual holding nominal share capital in excess of Rs. 2 lakhs.	9	4925232	0	0	4925232	0.5794	4925232	0	4925232	0.5794	0	0.5794	0	0.0000	NA	NA	4925232	0	0	0	
(i)	Non Resident Indians (NRIs)	14148	6870636	0	0	6870636	0.8083	6870636	0	6870636	0.8083	0	0.8083	0	0.0000	NA	NA	6836129	0	0	0	
(j)	Foreign Nationals	4	76934	0	0	76934	0.0091	76934	0	76934	0.0091	0	0.0091	0	0.0000	NA	NA	2174	0	0	0	
(k)	Foreign Companies	0	0	0	0	0	0.0000	0	0	0	0.0000	0	0.0000	0	0.0000	NA	NA	0				
(l)	Bodies Corporate	1304	42645694	0	0	42645694	5.0171	42645694	0	42645694	5.0171	0	5.0171	0	0.0000	NA	NA	42611570	0	0	0	
	Hathway Investments Private Limited	1	36752730	0	0	36752730	4.3239	36752730	0	36752730	4.3239	0	4.3239	0	0.0000	NA	NA	36752730				
(m)	Any Other (Specify)	7661	3874612	0	0	3874612	0.4558	3874612	0	3874612	0.4558	0	0.4558	0	0.0000	NA	NA	3874612	0	0	0	
	Trusts	17	158716	0	0	158716	0.0187	158716	0	158716	0.0187	0	0.0187	0	0.0000	NA	NA	158716	0	0	0	
	Escrow Account	1	4087	0	0	4087	0.0005	4087	0	4087	0.0005	0	0.0005	0	0.0000	NA	NA	4087	0	0	0	
	Body Corp-Ltd Liability Partnership	139	350019	0	0	350019	0.0412	350019	0	350019	0.0412	0	0.0412	0	0.0000	NA	NA	350019	0	0	0	
	Hindu Undivided Family	7456	3261202	0	0	3261202	0.3837	3261202	0	3261202	0.3837	0	0.3837	0	0.0000	NA	NA	3261202	0	0	0	
	Clearing Member	48	100588	0	0	100588	0.0118	100588	0	100588	0.0118	0	0.0118	0	0.0000	NA	NA	100588	0	0	0	
	Sub Total (B)(4)	1202823	208906302	0	0	208906302	24.5772	208906302	0	208906302	24.5772	0	24.5772	0	0.0000	NA	NA	204830802	0	0	0	
	Total Public Shareholding (B)= (B)(1)+(B)(2)+(B)(3)+b(4)	1203116	459045334	0	0	459045334	54.0053	459045334	0	459045334	54.0053	0	54.0053	0	0.0000	NA	NA	454922864	0	0	0	



Details of the shareholders acting as persons in Concert including their Shareholding (No. and %):

No. of shareholders	%
0	

Details of Shares which remain unclaimed may be given here along with details such as number of shareholders, outstanding shares held in demat/unclaimed suspense account, voting rights which are frozen etc.

No. of shareholders
0

Note :

- (1) PAN would not be displayed on website of Stock Exchange(s).
- (2) The above format needs to be disclosed along with the names of the shareholders holding 1% or more than 1% of shares of the listed entity. Column no.(XIII) is not applicable in the above format.
- (3) W.r.t. the information pertaining to Depository Receipts, the same may be disclosed in the respective columns to the extent information available and the balance to be disclosed as held by custodian.
- (4) Categorization and disclosure of each shareholder category should be carried out in the order prescribed in the above format. If a shareholder is falling under more than one category, then the same shall be classified in the
- (5) Sub-categorization of shares under column no.(XV) will be based on shareholding(no. of shares) under the following sub-categories:
 - (i) Shareholder who are represented by a nominee Director on the board of the listed entity or have the right to nominate a representative(i.e. Director) on the board of the listed entity.
 - (ii) Shareholder who have entered into shareholder agreement with the listed entity.
 - (iii) Shareholders acting as persons in concert with promoters.




Table IV - Statement showing shareholding pattern of the Non Promoter- Non Public shareholder


	Category & Name of the shareholders	PAN	Nos. of shareholders	No. of fully paid up equity shares held	Partly paid-up equity shares held	No. of shares underlying Depository Receipts	Total nos. shares held	Shareholding % calculated as per SCRR, 1957 As a % of (A+B+C2)	Number of Voting Rights held in each class of securities				No. of Shares Underlying Outstanding convertible securities (including	Shareholding, as a % assuming full conversion of convertible securities	Number of Locked in shares		Number of Shares pledged or otherwise encumbered		Number of equity shares held in dematerialised form
									No of Voting Rights			Total as a % of (A+B+C)			No. (a)	As a % of total Shares held(b)	No. (a)	As a % of total Shares held(b)	
									Class eg: X	Class eg: y	Total								
(I)	(II)	(III)	(IV)	(V)	(VI)	(VII) =	(VIII) As a	(IX)				(X)	(XI)=	(XII)		(XIII)		(XIV)	
1	Custodian/DR Holder		0	0	0	0	0	0.0000	0	0	0	0.0000	0	0.0000	0	0.0000	NA	NA	0
2	Employee Benefit Trust / Employee Welfare Trust under SEBI (Share based Employee Benefits and Sweat Equity) Regulations, 2021		0	0	0	0	0	0.0000	0	0	0	0.0000	0	0.0000	0	0.0000	NA	NA	0
	Total Non-Promoter- Non Public Shareholding (C)= (C)(1)+(C)(2)		0	0	0	0	0	0.0000	0	0	0	0.0000	0	0.0000	0	0.0000	NA	NA	0

Note :

(1) PAN would not be displayed on website of Stock Exchange(s).

(2) The above format needs to be disclosed along with the names of the shareholders holding 1% or more than 1% of shares of the listed entity. Column no.(XIII)is not applicable in the above format.

(3) W.r.t. the information pertaining to Depository Receipts, the same may be disclosed in the respective columns to the extent information available.



	<i>Board approved limits</i>	<i>Limits utilized</i>
As on shareholding date 31-03-2026	100	56.60
As on the end of previous 1st quarter	100	57.21
As on the end of previous 2nd quarter	100	57.70
As on the end of previous 3rd quarter	100	58.27
As on the end of previous 4th quarter	100	58.41

