

Ref. No. EIL/SEC/2024-25/82

14th January 2025

| | |
|--|--|
| The Calcutta Stock Exchange Limited 7 Lyons Range Kolkata - 700 001 CSE Scrip Code: 15060 & 10015060 | BSE Limited Phiroze Jeejeebhoy Towers Dalal Street, Mumbai - 400 001 BSE Scrip Code: 500086 |
| National Stock Exchange of India Limited Exchange Plaza, 5th Floor, Plot no. C/1, G Block Bandra-Kurla Complex, Bandra (E), Mumbai - 400 051 NSE Symbol: EXIDEIND | - |

Dear Sir/ Madam,

Sub: Compliance under Regulation 31 of the SEBI (Listing Obligation and Disclosure Requirements), Regulations 2015

Pursuant to Regulation 31 of the Securities and Exchange Board of India (Listing Obligations and Disclosure Requirements) Regulations, 2015, please find enclosed the distribution of Shareholding Pattern and details for shareholders holding more than 1% shares in the Company for the quarter ended 31st December 2024.

Kindly acknowledge receipt

Thanking you,

Yours faithfully

For Exide Industries Limited



Jitendra Kumar
Company Secretary and
President - (Legal & Corporate Affairs)
ACS No.: 11159

Encl: as above

Format of holding of specific securities

Annexure - I

Name of the Listed Entity : EXIDE INDUSTRIES LIMITED

Scrip Code : BSE : 500086 , CSE : 15060 & 10015060


Name of the scrip : EXIDEIND

Class of Security : EQUITY

Share Holding Pattern Filed under Reg.31(1)(b) for Quarter ending : 31-DEC-2024


Declaration : The Listed entity is required to submit the following declaration to the extent of submission of information :-

| | Particulars | Yes* | No* |
|---|---|------|-----|
| 1 | Whether the Listed Entity has issued any partly paid up shares ? | | NO |
| 2 | Whether the Listed Entity has issued any Convertible Securities ? | | NO |
| 3 | Whether the Listed Entity has issued any Warrants ? | | NO |
| 4 | Whether the Listed Entity has any shares against which Depository receipts are issued ? | | NO |
| 5 | Whether the Listed Entity has any shares in locked-in ? | | NO |
| 6 | Whether any shares held by Promoters are pledged or otherwise encumbered ? | | NO |
| 7 | Whether company has equity shares with differential voting rights ? | | NO |
| 8 | Whether the listed entity has any significant beneficial owner ? | | YES |
| | | | |



Exide Industries Limited
Table I - Summary Statement holding of specified securities

| Category | Category of shareholder | Nos. of shareholders | No. of fully paid up equity shares held | No. of Partly paid-up equity shares held | No. of shares underlying Depository Receipts | Total nos. shares held | Shareholding as a % of total no. of shares (calculated as per SCRR, 1957) | Number of Voting Rights held in each class of securities | | | | No. of Shares Underlying Outstanding convertible securities (including | Shareholding, as a % assuming full conversion of convertible securities | Number of Locked in shares | | Number of Shares pledged or otherwise encumbered | | Number of equity shares held in dematerialised form |
|----------|-------------------------------|----------------------|---|--|--|------------------------|---|--|-------------|-----------|-------------------------|--|---|----------------------------|--------------------------------|--|--------------------------------|---|
| | | | | | | | | No of Voting Rights | | | Total as a % of (A+B+C) | | | No. (a) | As a % of total Shares held(b) | No. (a) | As a % of total Shares held(b) | |
| | | | | | | | | Class eg: X | Class eg: Y | Total | | | | | | | | |
| (A) | Promoter & Promoter Group | 1 | 390954666 | 0 | 0 | 390954666 | 45.9947 | 390954666 | 0 | 390954666 | 45.9947 | 0 | 45.9947 | 0 | 0.0000 | 0 | 0.0000 | 390954666 |
| (B) | Public | 1281234 | 459045334 | 0 | 0 | 459045334 | 54.0053 | 459045334 | 0 | 459045334 | 54.0053 | 0 | 54.0053 | 0 | 0.0000 | NA | NA | 453999408 |
| (C) | Non Promoter - Non Public | | | | 0 | | | | 0 | | | | | 0.0000 | NA | NA | | |
| (C1) | Shares Underlying DRs | 0 | 0 | 0 | 0 | 0 | 0.0000 | 0 | 0 | 0 | 0.0000 | 0 | 0.0000 | 0 | 0.0000 | NA | NA | 0 |
| (C2) | Shares Held By Employee Trust | 0 | 0 | 0 | 0 | 0 | 0.0000 | 0 | 0 | 0 | 0.0000 | 0 | 0.0000 | 0 | 0.0000 | NA | NA | 0 |
| | Total | 1281235 | 850000000 | 0 | 0 | 850000000 | 100.0000 | 850000000 | 0 | 850000000 | 100.0000 | 0 | 100.0000 | 0 | 0.0000 | 0 | 0.0000 | 844954074 |



Exide Industries Limited
Table II - Statement showing shareholding pattern of the Promoter and Promoter Group


| Category & Name of the shareholders | Entity Type | PAN | Nos. of shareholders | No. of fully paid up equity shares held | Partly paid-up equity shares held | No. of shares underlying Depository Receipts | Total nos. shares held | Shareholding % calculated as per SCRR, 1957 As a % of (A+B+C2) | Number of Voting Rights held in each class of securities | | | No. of Shares Underlying Outstanding convertible securities (including | Shareholding, as a % assuming full conversion of convertible securities | Number of Locked in shares | | Number of Shares pledged or otherwise encumbered | | Number of equity shares held in dematerialised form | |
|-------------------------------------|--|-----------|----------------------|---|-----------------------------------|--|------------------------|--|--|-------------|-------------------------------------|--|---|----------------------------|--------------------------------|--|--------------------------------|---|-----------|
| | | | | | | | | | No of Voting Rights | | Total as a % of Total Voting Rights | | | No. (a) | As a % of total Shares held(b) | No. (a) | As a % of total Shares held(b) | | |
| | | | | | | | | | Class eg: X | Class eg: y | | | | | | | | | Total |
| (I) | | (II) | (III) | (IV) | (V) | (VI) | (VII) = | (VIII) As a | (IX) | | | (X) | (XI)= | (XII) | (XIII) | (XIV) | | | |
| 1 | Indian | | | | | | | | | | | | | | | | | | |
| (a) | Individuals / Hindu Undivided Family | | 0 | 0 | 0 | 0 | 0 | 0.0000 | 0 | 0 | 0 | 0.0000 | 0 | 0.0000 | 0 | 0.0000 | 0 | 0.0000 | 0 |
| (b) | Central Government / State Government(s) | | 0 | 0 | 0 | 0 | 0 | 0.0000 | 0 | 0 | 0 | 0.0000 | 0 | 0.0000 | 0 | 0.0000 | 0 | 0.0000 | 0 |
| (c) | Financial Institutions / Banks | | 0 | 0 | 0 | 0 | 0 | 0.0000 | 0 | 0 | 0 | 0.0000 | 0 | 0.0000 | 0 | 0.0000 | 0 | 0.0000 | 0 |
| (d) | Any Other (Specify) | | 0 | 0 | 0 | 0 | 0 | 0.0000 | 0 | 0 | 0 | 0.0000 | 0 | 0.0000 | 0 | 0.0000 | 0 | 0.0000 | 0 |
| | Sub Total (A)(1) | | 0 | 0 | 0 | 0 | 0 | 0.0000 | 0 | 0 | 0 | 0.0000 | 0 | 0.0000 | 0 | 0.0000 | 0 | 0.0000 | 0 |
| 2 | Foreign | | | | | | | | | | | | | | | | | | |
| (a) | Individuals (Non-Resident Individuals / Foreign Individuals) | | 1 | 390954666 | 0 | 0 | 390954666 | 45.9947 | 390954666 | 0 | 390954666 | 45.9947 | 0 | 45.9947 | 0 | 0.0000 | 0 | 0.0000 | 390954666 |
| | Chloride Eastern Limited | Promoters | 1 | 390954666 | 0 | 0 | 390954666 | 45.9947 | 390954666 | 0 | 390954666 | 45.9947 | 0 | 45.9947 | 0 | 0.0000 | 0 | 0.0000 | 390954666 |
| (b) | Government | | 0 | 0 | 0 | 0 | 0 | 0.0000 | 0 | 0 | 0 | 0.0000 | 0 | 0.0000 | 0 | 0.0000 | 0 | 0.0000 | 0 |
| (c) | Institutions | | 0 | 0 | 0 | 0 | 0 | 0.0000 | 0 | 0 | 0 | 0.0000 | 0 | 0.0000 | 0 | 0.0000 | 0 | 0.0000 | 0 |
| (d) | Foreign Portfolio Investor | | 0 | 0 | 0 | 0 | 0 | 0.0000 | 0 | 0 | 0 | 0.0000 | 0 | 0.0000 | 0 | 0.0000 | 0 | 0.0000 | 0 |
| (e) | Any Other (Specify) | | 0 | 0 | 0 | 0 | 0 | 0.0000 | 0 | 0 | 0 | 0.0000 | 0 | 0.0000 | 0 | 0.0000 | 0 | 0.0000 | 0 |
| | Sub Total (A)(2) | | 1 | 390954666 | 0 | 0 | 390954666 | 45.9947 | 390954666 | 0 | 390954666 | 45.9947 | 0 | 45.9947 | 0 | 0.0000 | 0 | 0.0000 | 390954666 |
| | Total Shareholding Of Promoter And Promoter Group (A)= (A)(1)+(A)(2) | | 1 | 390954666 | 0 | 0 | 390954666 | 45.9947 | 390954666 | 0 | 390954666 | 45.9947 | 0 | 45.9947 | 0 | 0.0000 | 0 | 0.0000 | 390954666 |

Details of Shares which remain unclaimed may be given hear along with details such as number of shareholders, outstanding shares held in demat/unclaimed suspense account, voting rights which are frozen etc.

Note :

(1) PAN would not be displayed on website of Stock Exchange(s)

(2) The term 'Encumbrance' has the same meaning as assigned under regulation 28(3) of SEBI (Substantial Acquisition of Shares and Takeovers) Regulations, 2011.



| | | | | | | | | | | | | | | | | | | | | | | | |
|-----|---|------------|-----------|----------|---|-----------|----------|-----------|----------|-----------|----------|--------|---------|--------|--------|--------|--------|-----------|----------|---|---|--|--|
| (D) | Relatives of promoters (other than 'immediate relatives' of promoters disclosed under 'Promoter and Promoter Group' category) | 0 | 0 | 0 | 0 | 0 | 0 | 0.0000 | 0 | 0 | 0 | 0 | 0.0000 | 0 | 0.0000 | 0 | 0.0000 | NA | NA | 0 | | | |
| (E) | Trusts where any person belonging to 'Promoter and Promoter Group' category is 'trustee', 'beneficiary', or 'author of the trust' | 0 | 0 | 0 | 0 | 0 | 0 | 0.0000 | 0 | 0 | 0 | 0 | 0.0000 | 0 | 0.0000 | 0 | 0.0000 | NA | NA | 0 | | | |
| (f) | Investor Education and Protection Fund (IEPF) | 1 | 5215351 | 0 | 0 | 5215351 | 0.6136 | 5215351 | 0 | 5215351 | 0.6136 | 0 | 0.6136 | 0 | 0.0000 | NA | NA | 5215351 | 0 | 0 | 0 | | |
| (g) | i. Resident Individual holding nominal share capital up to Rs. 2 lakhs. | 1259315 | 144612024 | 0 | 0 | 144612024 | 17.0132 | 144612024 | 0 | 144612024 | 17.0132 | 0 | 17.0132 | 0 | 0.0000 | NA | NA | 139759699 | 0 | 0 | 0 | | |
| (h) | ii. Resident individual holding nominal share capital in excess of Rs. 2 lakhs. | 10 | 5462709 | 0 | 0 | 5462709 | 0.6427 | 5462709 | 0 | 5462709 | 0.6427 | 0 | 0.6427 | 0 | 0.0000 | NA | NA | 5462709 | 0 | 0 | 0 | | |
| (i) | Non Resident Indians (NRIs) | 13135 | 6661292 | 0 | 0 | 6661292 | 0.7837 | 6661292 | 0 | 6661292 | 0.7837 | 0 | 0.7837 | 0 | 0.0000 | NA | NA | 6638605 | 0 | 0 | 0 | | |
| (j) | Foreign Nationals | 4 | 76641 | 0 | 0 | 76641 | 0.0090 | 76641 | 0 | 76641 | 0.0090 | 0 | 0.0090 | 0 | 0.0000 | NA | NA | 1881 | 0 | 0 | 0 | | |
| (k) | Foreign Companies | 0 | 0 | 0 | 0 | 0 | 0.0000 | 0 | 0 | 0 | 0.0000 | 0 | 0.0000 | 0 | 0.0000 | NA | NA | 0 | | | | | |
| (l) | Bodies Corporate | 1389 | 43769438 | 0 | 0 | 43769438 | 5.1493 | 43769438 | 0 | 43769438 | 5.1493 | 0 | 5.1493 | 0 | 0.0000 | NA | NA | 43720254 | 0 | 0 | 0 | | |
| | Hathway Investments Private Limited | AAACH1675B | 1 | 36752730 | 0 | 0 | 36752730 | 4.3239 | 36752730 | 0 | 36752730 | 4.3239 | 0 | 4.3239 | 0 | 0.0000 | NA | NA | 36752730 | | | | |
| (m) | Any Other (Specify) | 7075 | 3656009 | 0 | 0 | 3656009 | 0.4301 | 3656009 | 0 | 3656009 | 0.4301 | 0 | 0.4301 | 0 | 0.0000 | NA | NA | 3656009 | 0 | 0 | 0 | | |
| | Trusts | 20 | 155858 | 0 | 0 | 155858 | 0.0183 | 155858 | 0 | 155858 | 0.0183 | 0 | 0.0183 | 0 | 0.0000 | NA | NA | 155858 | 0 | 0 | 0 | | |
| | Escrow Account | 1 | 5920 | 0 | 0 | 5920 | 0.0007 | 5920 | 0 | 5920 | 0.0007 | 0 | 0.0007 | 0 | 0.0000 | NA | NA | 5920 | 0 | 0 | 0 | | |
| | Body Corp-Ltd Liability Partnership | 120 | 319038 | 0 | 0 | 319038 | 0.0375 | 319038 | 0 | 319038 | 0.0375 | 0 | 0.0375 | 0 | 0.0000 | NA | NA | 319038 | 0 | 0 | 0 | | |
| | Hindu Undivided Family | 6916 | 3160414 | 0 | 0 | 3160414 | 0.3718 | 3160414 | 0 | 3160414 | 0.3718 | 0 | 0.3718 | 0 | 0.0000 | NA | NA | 3160414 | 0 | 0 | 0 | | |
| | Clearing Member | 18 | 14779 | 0 | 0 | 14779 | 0.0017 | 14779 | 0 | 14779 | 0.0017 | 0 | 0.0017 | 0 | 0.0000 | NA | NA | 14779 | 0 | 0 | 0 | | |
| | Sub Total (B)(4) | 1280930 | 209454464 | 0 | 0 | 209454464 | 24.6417 | 209454464 | 0 | 209454464 | 24.6417 | 0 | 24.6417 | 0 | 0.0000 | NA | NA | 204455508 | 0 | 0 | 0 | | |
| | Total Public Shareholding (B)= (B)(1)+(B)(2)+(B)(3)+b(4) | 1281234 | 459045334 | 0 | 0 | 459045334 | 54.0053 | 459045334 | 0 | 459045334 | 54.0053 | 0 | 54.0053 | 0 | 0.0000 | NA | NA | 453999408 | 0 | 0 | 0 | | |

Details of the shareholders acting as persons in Concert including their Shareholding (No. and %):


| No. of shareholders | No. of Shares | % |
|---------------------|---------------|---|
| 0 | | |

Details of Shares which remain unclaimed may be given here along with details such as number of shareholders, outstanding shares held in demat/unclaimed suspense account, voting rights which are frozen etc.

| No. of shareholders | No. of Shares |
|---------------------|---------------|
| 0 | 0 |

Note :

- (1) PAN would not be displayed on website of Stock Exchange(s).
- (2) The above format needs to be disclosed along with the names of the shareholders holding 1% or more than 1% of shares of the listed entity. Column no.(XIII) is not applicable in the above format.
- (3) W.r.t. the information pertaining to Depository Receipts, the same may be disclosed in the respective columns to the extent information available and the balance to be disclosed as held by custodian.
- (4) Categorization and disclosure of each shareholder category should be carried out in the order prescribed in the above format. If a shareholder is falling under more than one category, then the same shall be classified in the category falling first in the
- (5) Sub-categorization of shares under column no.(XV) will be based on shareholding(no. of shares) under the following sub-categories:
 - (i) Shareholder who are represented by a nominee Director on the board of the listed entity or have the right to nominate a representative(i.e. Director) on the board of the listed entity.
 - (ii) Shareholder who have entered into shareholder agreement with the listed entity.
 - (iii) Shareholders acting as persons in concert with promoters.




Exide Industries Limited
Table IV - Statement showing shareholding pattern of the Non Promoter- Non Public shareholder

| | Category & Name of the shareholders | PAN | Nos. of shareholders | No. of fully paid up equity shares held | Partly paid-up equity shares held | No. of shares underlying Depository Receipts | Total nos. shares held | Shareholding % calculated as per SCRR, 1957 As a % of (A+B+C2) | Number of Voting Rights held in each class of securities | | | | No. of Shares Underlying Outstanding convertible securities (including | Shareholding, as a % assuming full conversion of convertible securities | Number of Locked in shares | | Number of Shares pledged or otherwise encumbered | | Number of equity shares held in dematerialised form |
|---|---|------|----------------------|---|-----------------------------------|--|------------------------|--|--|-------------|-------|-------------------------|--|---|----------------------------|--------------------------------|--|--------------------------------|---|
| | | | | | | | | | No of Voting Rights | | | Total as a % of (A+B+C) | | | No. (a) | As a % of total Shares held(b) | No. (a) | As a % of total Shares held(b) | |
| | | | | | | | | | Class eg: X | Class eg: Y | Total | | | | | | | | |
| | (I) | (II) | (III) | (IV) | (V) | (VI) | (VII) = | (VIII) As a | (IX) | | | | (X) | (XI)= | (XII) | | (XIII) | | (XIV) |
| 1 | Custodian/DR Holder | | 0 | 0 | 0 | 0 | 0 | 0.0000 | 0 | 0 | 0 | 0.0000 | 0 | 0.0000 | 0 | 0.0000 | NA | NA | 0 |
| 2 | Employee Benefit Trust / Employee Welfare Trust under SEBI (Share based Employee Benefits and Sweat Equity) Regulations, 2021 | | 0 | 0 | 0 | 0 | 0 | 0.0000 | 0 | 0 | 0 | 0.0000 | 0 | 0.0000 | 0 | 0.0000 | NA | NA | 0 |
| | Total Non-Promoter- Non Public Shareholding (C)= (C)(1)+(C)(2) | | 0 | 0 | 0 | 0 | 0 | 0.0000 | 0 | 0 | 0 | 0.0000 | 0 | 0.0000 | 0 | 0.0000 | NA | NA | 0 |

Note :

- (1) PAN would not be displayed on website of Stock Exchange(s).
(2) The above format needs to be disclosed along with the names of the shareholders holding 1% or more than 1% of shares of the listed entity. Column no.(XIII) is not applicable in the above format.
(3) W.r.t. the information pertaining to Depository Receipts, the same may be disclosed in the respective columns to the extent information available.



Annexure B

Table VI - Statement showing foreign ownership limits

| | <i>Board approved limits</i> | <i>Limits utilized</i> |
|---------------------------------------|------------------------------|------------------------|
| As on shareholding date | 100 | 58.51 |
| As on the end of previous 1st quarter | 100 | 59.08 |
| As on the end of previous 2nd quarter | 100 | 60.51 |
| As on the end of previous 3rd quarter | 100 | 60.30 |
| As on the end of previous 4th quarter | 100 | 59.71 |

