

Ref. No. EIL/SEC/2025-26/22

18<sup>th</sup> July 2025

<b>The Calcutta Stock Exchange Limited</b> 7 Lyons Range Kolkata - 700 001 <b>CSE Scrip Code: 15060 &amp; 10015060</b>	<b>BSE Limited</b> Phiroze Jeejeebhoy Towers Dalal Street, Mumbai - 400 001 <b>BSE Scrip Code: 500086</b>
<b>National Stock Exchange of India Limited</b> Exchange Plaza, 5th Floor, Plot no. C/I, G Block Bandra-Kurla Complex, Bandra (E), Mumbai - 400 051 <b>NSE Symbol: EXIDEIND</b>	-

Dear Sir/ Madam,

**Sub: Compliance under Regulation 31 of the SEBI (Listing Obligation and Disclosure Requirements), Regulations 2015**

Pursuant to Regulation 31 of the Securities and Exchange Board of India (Listing Obligations and Disclosure Requirements) Regulations, 2015, please find enclosed the distribution of Shareholding Pattern and details for shareholders holding more than 1% shares in the Company for the quarter ended 30<sup>th</sup> June 2025.

Kindly acknowledge receipt

Thanking you,


Yours faithfully

**For Exide Industries Limited**


**Jitendra Kumar**  
**Company Secretary and**  
**President - (Legal & Corporate Affairs)**  
**ACS No.: 11159**

Encl: as above

Format of holding of specific securities		Annexure - I	
Name of the Listed Entity : EXIDE INDUSTRIES LIMITED			
Scrip Code : BSE : 500086 , CSE : 15060 & 10015060			
Name of the scrip : EXIDEIND			
Class of Security : EQUITY			
Share Holding Pattern Filed under Reg.31(1)(b) for Quarter ending : 30-JUN-2025			
Declaration : The Listed entity is required to submit the following declaration to the extent of submission of information :-			
	Particulars	Yes*	No*
1	Whether the Listed Entity has issued any partly paid up shares ?		NO
2	Whether the Listed Entity has issued any Convertible Securities ?		NO
3	Whether the Listed Entity has issued any Warrants ?		NO
4	Whether the Listed Entity has any shares against which Depository receipts are issued ?		NO
5	Whether the Listed Entity has any shares in locked-in ?		NO
6	Whether any shares held by Promoters are pledged or otherwise encumbered ?		NO
7	Whether company has equity shares with differential voting rights ?		NO
8	Whether the listed entity has any significant beneficial owner ?		YES



Exide Industries Limited																										
Table I - Summary Statement holding of specified securities																										
Category	Category of shareholder	Nos. of shareholders	No. of fully paid up equity shares held	No. of Partly paid-up equity shares held	No. of shares underlying Depository Receipts	Total nos. shares held	Shareholding as a % of total no. of shares (calculated as per SCRR, 1957)	Number of Voting Rights held in each class of securities				No. of Shares Underlying Outstanding convertible securities (including ESOP, Convertible Securities etc.)	Total No. of shares on fully diluted basis (including warrants, ESOP, Convertible Securities etc.)	Shareholding, as a % assuming full conversion of convertible securities	Number of Locked in shares		Number of Shares pledged		Non-Disposal Undertaking		Other encumbrances, if any		Total Number of Shares encumbered		Number of equity shares held in dematerialised form	
								No of Voting Rights			Total as a % of (A+B+C)				No. (a)	As a % of total Shares held(b)	No. (a)	As a % of total Shares held(b)	No. (a)	As a % of total Shares held(b)	No. (a)	As a % of total Shares held(b)	No. (a)	As a % of total Shares held(b)		
								Class eg: X	Class eg: y	Total																
(I)	(II)	(III)	(IV)	(V)	(VI)	(VII) =	(VIII) As a % of (VII)	(IX)			(X)	(XI)=(VII+X)	(XII)=	(XIII)		(XIV)		(XV)		(XVI)		(XVII)=(XIV+XV+XVI)		(XVIII)		
(A)	Promoter & Promoter Group	1	390954666	0	0	390954666	45.9947	390954666	0	390954666	45.9947	0	390954666	45.9947	0	0.0000	0	0.0000							390954666	
(B)	Public	1304139	459045334	0	0	459045334	54.0053	459045334	0	459045334	54.0053	0	459045334	54.0053	0	0.0000	NA	NA	NA	NA	NA	NA	NA	NA	454368233	
(C)	Non Promoter - Non Public			0	0				0			0				0.0000	NA	NA	NA	NA	NA	NA	NA	NA		
(C1)	Shares Underlying DRs	0	0	0	0	0	0.0000	0	0	0	0.0000	0	0	0.0000	0	0.0000	NA	NA	NA	NA	NA	NA	NA	NA	0	
(C2)	Shares Held By Employee Trust	0	0	0	0	0	0.0000	0	0	0	0.0000	0	0	0.0000	0	0.0000	NA	NA	NA	NA	NA	NA	NA	NA	0	
	Total	1304140	850000000	0	0	850000000	100.0000	850000000	0	850000000	100.0000	0	850000000	100.0000	0	0.0000	0	0.0000	NA	NA	NA	NA	NA	NA	845322899	



**Exide Industries Limited**
**Table II - Statement showing shareholding pattern of the Promoter and Promoter Group**

	Category & Name of the shareholders	Entity Type	Nos. of shareholders	No. of fully paid up equity shares held	Partly paid-up equity shares held	No. of shares underlying Depository Receipts	Total nos. shares held	Shareholding % calculated as per SCRR, 1957 As a % of (A+B+C2)	Number of Voting Rights held in each class of securities				No. of Shares Underlying Outstanding convertible securities (including ESOP, Convertible securities)	Total No. of shares on fully diluted basis (including warrants, ESOP, Convertible securities)	Shareholding, as a % assuming full conversion of convertible securities	Number of Locked in shares		Number of Shares pledged		Non-Disposal Undertaking		Other encumbrances, if any		Total Number of Shares encumbered		Number of equity shares held in dematerialised form
									No of Voting Rights			Total as a % of Total Voting Rights				No. (a)	As a % of total Shares held(b)	No. (a)	As a % of total Shares held(b)	No. (a)	As a % of total Shares held(b)	No. (a)	As a % of total Shares held(b)	No. (a)	As a % of total Shares held(b)	
									Class eg: X	Class eg: y	Total															
	(I)	(II)	(IV)	(V)	(VI)	(VII)	(VIII) =	(IX) As a % of (A+B+C2)	(X)			(XI)	(XII)=(VIII + (IX) * (X))	(XIII)=		(XIV)	(XV)	(XVI)	(XVII)	(XVIII)=(XIV+XV)		(XIX)				
1	Indian																									
(a)	Individuals / Hindu Undivided Family		0	0	0	0	0	0.0000	0	0	0	0.0000	0	0	0.0000	0	0.0000	0	0.0000						0	
(b)	Central Government / State Government(s)		0	0	0	0	0	0.0000	0	0	0	0.0000	0	0	0.0000	0	0.0000	0	0.0000						0	
(c)	Financial Institutions / Banks		0	0	0	0	0	0.0000	0	0	0	0.0000	0	0	0.0000	0	0.0000	0	0.0000						0	
(d)	Any Other (Specify)		0	0	0	0	0	0.0000	0	0	0	0.0000	0	0	0.0000	0	0.0000	0	0.0000						0	
	Sub Total (A)(1)		0	0	0	0	0	0.0000	0	0	0	0.0000	0	0	0.0000	0	0.0000	0	0.0000						0	
2	Foreign																									
(a)	Individuals (Non-Resident Individuals / Foreign Individuals)		1	390954666	0	0	390954666	45.9947	390954666	0	390954666	45.9947	0	390954666	45.9947	0	0.0000	0	0.0000						390954666	
	Chloride Eastern Limited	Promoters	1	390954666	0	0	390954666	45.9947	390954666	0	390954666	45.9947	0	390954666	45.9947	0	0.0000	0	0.0000						390954666	
(b)	Government		0	0	0	0	0	0.0000	0	0	0	0.0000	0	0	0.0000	0	0.0000	0	0.0000						0	
(c)	Institutions		0	0	0	0	0	0.0000	0	0	0	0.0000	0	0	0.0000	0	0.0000	0	0.0000						0	
(d)	Foreign Portfolio Investor		0	0	0	0	0	0.0000	0	0	0	0.0000	0	0	0.0000	0	0.0000	0	0.0000						0	
(e)	Any Other (Specify)		0	0	0	0	0	0.0000	0	0	0	0.0000	0	0	0.0000	0	0.0000	0	0.0000						0	
	Sub Total (A)(2)		1	390954666	0	0	390954666	45.9947	390954666	0	390954666	45.9947	0	390954666	45.9947	0	0.0000	0	0.0000						390954666	
	Total Shareholding Of Promoter And Promoter Group (A)= (A)(1)+(A)(2)		1	390954666	0	0	390954666	45.9947	390954666	0	390954666	45.9947	0	390954666	45.9947	0	0.0000	0	0.0000						390954666	


Details of Shares which remain unclaimed may be given here along with details such as number of shareholders, outstanding shares held in demat/unclaimed suspense account, voting rights which are frozen etc.

Note :

(1) PAN would not be displayed on website of Stock Exchange(s)


(2) The term 'Encumbrance' has the same meaning as assigned under regulation 28(3) of SEBI (Substantial Acquisition of Shares and Takeovers) Regulations, 2011, as amended from time to time.

3) Details of promoter and promoter group with shareholding "Nil" can be accessed from here.



**Exide Industries Limited**
**Table III - Statement showing shareholding pattern of the Public shareholders**

	Category & Name of the shareholders	Nos. of shareholders	No. of fully paid up equity shares held	Partly paid-up equity shares held	No. of shares underlying Depository Receipts	Total nos. shares held	Shareholding % calculated as per SCRR, 1957 As a % of (A+B+C2)	Number of Voting Rights held in each class of securities				No. of Shares Underlying Outstanding convertible securities (including ESOP, Convertible securities)	Total No. of shares on fully diluted basis (including warrants, ESOP, Convertible securities)	Shareholding, as a % assuming full conversion of convertible securities	Number of Locked in shares		Number of Shares pledged		Non-Disposal Undertaking		Other encumbrances, if any		Total Number of Shares encumbered		Number of equity shares held in dematerialised form	Sub-categorization of shares			
								No of Voting Rights			Total Voting Rights				No. (a)	As a % of total Shares held(b)	No. (a)	As a % of total Shares held(b)	No. (a)	As a % of total Shares held(b)	No. (a)	As a % of total Shares held(b)	No. (a)	As a % of total Shares held(b)		No. (a)	As a % of total Shares held(b)		
								Class eg: X	Class eg: y	Total																			
		(III)	(IV)	(V)	(VI)	(VII) =	(VIII) As a % of (A+B+C2)	(IX)				(X)	(XI)=(VII)+(XII)=	(XII)=	(XIII)	(XIV)		(XV)		(XVI)		(XVII)=(XIV+XV+XVI)		(XVIII)	(XIX)				
1	Institutions (Domestic)																												
(a)	Mutual Fund	29	87573121	0	0	87573121	10.3027	87573121	0	87573121	10.3027	0	87573121	10.3027	0	0.0000	NA	NA	NA	NA	NA	NA	NA	NA	87573121	0	0	0	
	Kotak Emerging Equity Scheme	1	33382420	0	0	33382420	3.9273	33382420	0	33382420	3.9273	0	33382420	3.9273	0	0.0000	NA	NA	NA	NA	NA	NA	NA	NA	33382420	0	0	0	
	Dsp Large & Mid Cap Fund	1	8750672	0	0	8750672	1.0295	8750672	0	8750672	1.0295	0	8750672	1.0295	0	0.0000	NA	NA	NA	NA	NA	NA	NA	NA	8750672	0	0	0	
(b)	Venture Capital Funds	0	0	0	0	0	0.0000	0	0	0	0.0000	0	0	0.0000	0	0.0000	NA	NA	NA	NA	NA	NA	NA	NA	0				
(c)	Alternate Investment Funds	13	2418190	0	0	2418190	0.2845	2418190	0	2418190	0.2845	0	2418190	0.2845	0	0.0000	NA	NA	NA	NA	NA	NA	NA	NA	2418190	0	0	0	
(d)	Banks	17	181926	0	0	181926	0.0214	181926	0	181926	0.0214	0	181926	0.0214	0	0.0000	NA	NA	NA	NA	NA	NA	NA	NA	134956	0	0	0	
(e)	Insurance Companies	19	57721902	0	0	57721902	6.7908	57721902	0	57721902	6.7908	0	57721902	6.7908	0	0.0000	NA	NA	NA	NA	NA	NA	NA	NA	57721902	0	0	0	
	Life Insurance Corporation Of India	1	23530264	0	0	23530264	2.7683	23530264	0	23530264	2.7683	0	23530264	2.7683	0	0.0000	NA	NA	NA	NA	NA	NA	NA	NA	23530264	0	0	0	
(f)	Provident Funds/ Pension Funds	0	0	0	0	0	0.0000	0	0	0	0.0000	0	0	0.0000	0	0.0000	NA	NA	NA	NA	NA	NA	NA	NA	0				
(G)	Asset Reconstruction Companies	0	0	0	0	0	0.0000	0	0	0	0.0000	0	0	0.0000	0	0.0000	NA	NA	NA	NA	NA	NA	NA	NA	0				
(h)	Sovereign Wealth Funds	0	0	0	0	0	0.0000	0	0	0	0.0000	0	0	0.0000	0	0.0000	NA	NA	NA	NA	NA	NA	NA	NA	0				
(i)	NBFCs registered with RBI	5	19555	0	0	19555	0.0023	19555	0	19555	0.0023	0	19555	0.0023	0	0.0000	NA	NA	NA	NA	NA	NA	NA	NA	19555	0	0	0	
(j)	Other Financial Institutions	0	0	0	0	0	0.0000	0	0	0	0.0000	0	0	0.0000	0	0.0000	NA	NA	NA	NA	NA	NA	NA	NA	0				
(k)	Any Other (Specify)	0	0	0	0	0	0.0000	0	0	0	0.0000	0	0	0.0000	0	0.0000	NA	NA	NA	NA	NA	NA	NA	NA	0				
	Sub Total (B)(1)	83	14791469	0	0	14791469	17.4017	14791469	0	14791469	17.4017	0	14791469	17.4017	0	0.0000	NA	NA	NA	NA	NA	NA	NA	NA	14786772	0	0	0	
2	Institutions (Foreign)																												
(a)	Foreign Direct Investment	0	0	0	0	0	0.0000	0	0	0	0.0000	0	0	0.0000	0	0.0000	NA	NA	NA	NA	NA	NA	NA	NA	0				
(b)	Foreign Venture Capital Investors	0	0	0	0	0	0.0000	0	0	0	0.0000	0	0	0.0000	0	0.0000	NA	NA	NA	NA	NA	NA	NA	NA	0				
(c)	Sovereign Wealth Funds	0	0	0	0	0	0.0000	0	0	0	0.0000	0	0	0.0000	0	0.0000	NA	NA	NA	NA	NA	NA	NA	NA	0				
(d)	Foreign Portfolio Investors Category I	196	95437031	0	0	95437031	11.2279	95437031	0	95437031	11.2279	0	95437031	11.2279	0	0.0000	NA	NA	NA	NA	NA	NA	NA	NA	95437031	0	0	0	
	Government Pension Fund Global	1	18325179	0	0	18325179	2.1559	18325179	0	18325179	2.1559	0	18325179	2.1559	0	0.0000	NA	NA	NA	NA	NA	NA	NA	NA	18325179				
(e)	Foreign Portfolio Investors Category II	12	2040266	0	0	2040266	0.2400	2040266	0	2040266	0.2400	0	2040266	0.2400	0	0.0000	NA	NA	NA	NA	NA	NA	NA	NA	2040266	0	0	0	
(f)	Overseas Depositories(holding DRs) (balancing figure)	0	0	0	0	0	0.0000	0	0	0	0.0000	0	0	0.0000	0	0.0000	NA	NA	NA	NA	NA	NA	NA	NA	0				
(g)	Any Other (Specify)	1	560	0	0	560	0.0001	560	0	560	0.0001	0	560	0.0001	0	0.0000	NA	NA	NA	NA	NA	NA	NA	NA	560	0	0	0	
	Foreign Bank	1	560	0	0	560	0.0001	560	0	560	0.0001	0	560	0.0001	0	0.0000	NA	NA	NA	NA	NA	NA	NA	NA	560	0	0	0	
	Citibank N.A.	1	560	0	0	560	0.0001	560	0	560	0.0001	0	560	0.0001	0	0.0000	NA	NA	NA	NA	NA	NA	NA	NA	560				
	Sub Total (B)(2)	209	97477857	0	0	97477857	11.4680	97477857	0	97477857	11.4680	0	97477857	11.4680	0	0.0000	NA	NA	NA	NA	NA	NA	NA	NA	97477857	0	0	0	






Exide Industries Limited																											
Table IV - Statement showing shareholding pattern of the Non Promoter- Non Public shareholders																											
	Category & Name of the shareholders	PAN	Nos. of shareholders	No. of fully paid up equity shares held	Partly paid-up equity shares held	No. of shares underlying Depository Receipts	Total nos. shares held	Shareholding % calculated as per SCRR, 1957 As a % of (A+B+C2)	Number of Voting Rights held in each class of securities				No. of Shares Underlying Outstanding convertible securities (including ESOP, Convertible securities)	Total No of shares on fully diluted basis (including warrants, ESOP, Convertible securities)	Shareholding, as a % assuming full conversion of convertible securities	Number of Locked in shares		Number of Shares pledged		Non-Disposal Undertaking		Other encumbrances, if any		Total Number of Shares encumbered		Number of equity shares held in dematerialised form	
									No of Voting Rights			Total as a % of (A+B+C)				No. (a)	As a % of total Shares held(b)	No. (a)	As a % of total Shares held(b)	No. (a)	As a % of total Shares held(b)	No. (a)	As a % of total Shares held(b)	No. (a)	As a % of total Shares held(b)		
									Class eg: X	Class eg: y	Total																
(I)	(II)	(III)	(IV)	(V)	(VI)	(VII) =	(VIII) As a % of (A+B+C2)	(IX)	(X)	(XI)=(VII+(X))	(XII)=	(XIII)	(XIV)	(XV)	(XVI)	(XVII)=(XIV+XV+XVI)	(XVIII)										
1	Custodian/DR Holder		0	0	0	0	0	0.0000	0	0	0	0.0000	0	0	0.0000	0	0.0000	NA	NA	NA	NA	NA	NA	NA	NA	0	
2	Employee Benefit Trust / Employee Welfare Trust under SEBI (Share based Employee Benefits and Sweat Equity) Regulations, 2021		0	0	0	0	0	0.0000	0	0	0	0.0000	0	0	0.0000	0	0.0000	NA	NA	NA	NA	NA	NA	NA	NA	0	
	Total Non-Promoter- Non Public Shareholding (C)= (C)(1)+(C)(2)		0	0	0	0	0	0.0000	0	0	0	0.0000	0	0	0.0000	0	0.0000	NA	NA	NA	NA	NA	NA	NA	NA	0	

Note :

(1) PAN would not be displayed on website of Stock Exchange(s).

(2) The above format needs to be disclosed along with the names of the shareholders holding 1% or more than 1% of shares of the listed entity. Column no.(XIII)is not applicable in the above format.

(3) W.r.t. the information pertaining to Depository Receipts, the same may be disclosed in the respective columns to the extent information available.



**Annexure B**

**Table VI - Statement showing foreign ownership limits**

	<i>Board approved limits</i>	<i>Limits utilized</i>
As on shareholding date		58.27
As on the end of previous 1st quarter		58.41
As on the end of previous 2nd quarter		58.51
As on the end of previous 3rd quarter		59.08
As on the end of previous 4th quarter		60.51

