

Ref. No. EIL/SEC/2023-24/59

13<sup>th</sup> October, 2023

<b>The Calcutta Stock Exchange Limited</b> 7 Lyons Range Kolkata - 700 001 <b>CSE Scrip Code: 15060 &amp; 10015060</b>	<b>BSE Limited</b> Phiroze Jeejeebhoy Towers Dalal Street, Mumbai - 400 001 <b>BSE Scrip Code: 500086</b>
<b>National Stock Exchange of India Limited</b> Exchange Plaza, 5th Floor, Plot no. C/1, G Block Bandra-Kurla Complex, Bandra (E), Mumbai - 400 051 <b>NSE Symbol: EXIDEIND</b>	-

Dear Sir/ Madam,

**Sub: Compliance under Regulation 31 of the SEBI (Listing Obligation and Disclosure Requirements), Regulations 2015**

Pursuant to Regulation 31 of the Securities and Exchange Board of India (Listing Obligations and Disclosure Requirements) Regulations, 2015, please find enclosed the distribution of Shareholding Pattern and details for shareholders holding more than 1% shares in the Company for the quarter ended 30<sup>th</sup> September, 2023.

Kindly acknowledge receipt

Thanking you,

Yours faithfully

**For Exide Industries Limited**

**Jitendra Kumar**  
**Company Secretary and**  
**President - (Legal & Corporate Affairs)**  
**ACS No.: 11159**

Encl: as above

**Format of holding of specific securities**

**Annexure - I**

**Name of the Listed Entity : EXIDE INDUSTRIES LIMITED**

**Scrip Code : BSE : 500086 , CSE : 15060 & 10015060**

**Name of the scrip : EXIDEIND**

**Class of Security : EQUITY**

**Share Holding Pattern Filed under Reg.31(1)(b) for Quarter ending : 30-SEP-2023**

**Declaration : The Listed entity is required to submit the following declaration to the extent of submission of information :-**

	<b>Particulars</b>	<b>Yes*</b>	<b>No*</b>
1	<b>Whether the Listed Entity has issued any partly paid up shares ?</b>		<b>NO</b>
2	<b>Whether the Listed Entity has issued any Convertible Securities ?</b>		<b>NO</b>
3	<b>Whether the Listed Entity has issued any Warrants ?</b>		<b>NO</b>
4	<b>Whether the Listed Entity has any shares against which Depository receipts are issued ?</b>		<b>NO</b>
5	<b>Whether the Listed Entity has any shares in locked-in ?</b>		<b>NO</b>
6	<b>Whether any shares held by Promoters are pledged or otherwise encumbered ?</b>		<b>NO</b>
7	<b>Whether company has equity shares with differential voting rights ?</b>		<b>NO</b>
8	<b>Whether the listed entity has any significant beneficial owner ?</b>		<b>NO</b>



Table I - Summary Statement holding of specified securities

Category	Category of shareholder	Nos. of shareholders	No. of fully paid up equity shares held	No. of partly paid-up equity shares held	No. of shares underlying Depository Receipts	Total no. of shares held	Shareholding as a % of total no. of shares (calculated as per SCRR, 1957)	Number of Voting Rights held in each class of securities			No. of Shares Underlying Outstanding convertible securities (including Warrants)	Shareholding as a % assuming full conversion of convertible securities (as a percentage of diluted share (x) = (vi)+(x) As a % of (A+B+C2)	Number of Locked in shares		Number of Shares pledged or otherwise encumbered		Number of equity shares held in dematerialised form	
								No. of Voting Rights		Total as a % of (A+B+C)			No. (a)	As a % of total Shares held (b)	No. (a)	As a % of total Shares held (b)		
(i)	(ii)	(iii)	(iv)	(v)	(vi)	(vii) = (iv)+(v)+(vi)	(viii) As a % of (A+B+C2)	(ix)			(x)	(xii)		(xiii)		(xiv)		
								Class eg : X	Class eg : Y	Total								
A	Promoter	1	390954666	0	0	390954666	45.99	390954666	0	390954666	45.99	0	45.99	0	0	0	0	390954666
B	Public	818680	459045334	0	0	459045334	54.01	459045334	0	459045334	54.01	0	54.01	0	0	0	0	45216121
C	Non Promoter and Non Public	0	0	0	0	0	0	0	0	0	0	0	0	0	0	0	0	0
C1	Shares underlying DRs	0	0	0	0	0	0	0	0	0	0	0	0	0	0	0	0	0
C2	Shares held by Employees Trusts	0	0	0	0	0	0	0	0	0	0	0	0	0	0	0	0	0
X	Not Defined	0	0	0	0	0	0	0	0	0	0	0	0	0	0	0	0	0
	<b>Total :</b>	<b>818681</b>	<b>850000000</b>	<b>0</b>	<b>0</b>	<b>850000000</b>	<b>100</b>	<b>850000000</b>	<b>0</b>	<b>850000000</b>	<b>100</b>	<b>0</b>	<b>100</b>	<b>0</b>	<b>0</b>	<b>0</b>	<b>0</b>	<b>844170787</b>




Table II- Statement showing shareholding pattern of the Promoter and Promoter Group

	Category & Name of the shareholders	Entity type i.e. Promoter or Promoter Group entity (except Promoter)	No. of shareholders	No. of fully paid up equity shares held	Partly paid-up equity shares held	Nos. of shares underlying Depository Receipts	Total nos. shares held	Shareholding % calculated as per SCRR, 1957	Number of Voting Rights held in each class of securities			No. of Shares Underlying Outstanding convertible securities (as a percentage of diluted share capital)	Shareholding as a % assuming full conversion of convertible securities (as a percentage of diluted share capital)	Number of Locked in shares		Number of Shares pledged or otherwise encumbered	Number of equity shares held in dematerialised form
									(vii) = (iv)+(v)+(vi)	(viii) As a % of (A+B+C2)	(ix)			(x)	(xi) = (vii)+(x) as a % of (A+B+C2)		
									No. of Voting Rights			Total as a % of Total Voting rights	No. (a)	As a % of total Shares held (b)	No. (a)	As a % of total Shares held (b)	
									Class X	Class Y	Total						
1	Indian																
(a)	Individuals/ Hindu Undivided Family																
(b)	Central Government/ State Government(s)																
(c)	Financial Institutions/ Banks																
(d)	Any Other (Specify)																
	Sub Total(A)(1)																
2	Foreign																
(a)	Individuals (Non-Resident Individuals/ Foreign Individuals)																
(b)	Government																
(c)	Institutions																
(d)	Foreign Portfolio Investor																
(e)	Any Others(Specify)																
	FOREIGN PROMOTERS CORPORATE		1	390954666			390954666	45.99	390954666		390954666	45.99	45.9947				390954666
	CHLORIDE EASTERN LIMITED	Promoter	1	390954666			390954666	45.99	390954666		390954666	45.99	45.99466				390954666
	Sub Total(A)(2)		1	390954666			390954666	45.99	390954666		390954666	45.99	45.9947				390954666
	Total Shareholding of Promoter and Promoter Group (A)= (A)(1)+(A)(2)		1	390954666			390954666	45.99	390954666		390954666	45.99	45.9947				390954666
Note :																	
(1) PAN would not be displayed on website of Stock Exchange(s)																	
(2) The term "Encumbrance" has the same meaning as assigned under regulation 28(3) of SEBI (Substantial Acquisition of Shares and Takeovers) Regulations, 2011																	





Table III- Statement showing shareholding pattern of the Public shareholder

Category & Name of the shareholders	Nos. of shareholder	No. of fully paid up equity shares held	Partly paid-up equity shares held	No. of shares underlying Depository Receipts	Total nos. shares held	Shareholding % calculated as per SCRR, 1957)	Number of Voting Rights held in each class of securities			No. of Shares Underlying Outstanding convertible securities (including Warrants)	Total shareholding as a % assuming full conversion of convertible securities (as a percentage of diluted share capital)	Number of Locked in shares		Number of Shares pledged or otherwise encumbered		Number of equity shares held in dematerialised form	Sub-categorization of shares		
							(vii) = (iv)+(v)+(vi)	As a % of (A+B+C2) (viii)	(ix)			(x)	(xi) = (vii)+(x) As a % of (A+B+C2)	No. (a)	As a % of total Shares held (b)		No. (a)	As a % of total Shares held (b)	Shareholding (No. of shares) under
							Class X	Class Y	Total					NA					
1 Institutions (Domestic)			0	0					0			0	0	NA	NA		0	0	0
(a) Mutual Funds	24	107439348	0	0	107439348	12.64			107439348	12.64		0	0	NA	NA	107439348	0	0	0
ADITYA BIRLA SUN LIFE TRUSTEE PRIVATE LIMITED A/C ADITYA BIRLA SUN LIFE MIDCAP FUND		10390684	0	0	10390684	1.22			10390684	1.22		0	0	NA	NA	10390684	0	0	0
KOTAK TAX SAVER SCHEME		42850544	0	0	42850544	5.04			42850544	5.04		0	0	NA	NA	42850544	0	0	0
ICICI PRUDENTIAL VALUE DISCOVERY FUND		11048969	0	0	11048969	1.30			11048969	1.30		0	0	NA	NA	11048969	0	0	0
DSP TAX SAVER FUND		11674627	0	0	11674627	1.37			11674627	1.37		0	0	NA	NA	11674627	0	0	0
(b) Venture Capital Funds			0	0								0	0	NA	NA		0	0	0
(c) Alternate Investment Funds	10	2666373	0	0	2666373	0.31			2666373	0.31		0	0	NA	NA	2666373	0	0	0
(d) Banks	21	215606	0	0	215606	0.03			215606	0.03		0	0	NA	NA	168596	0	0	0
(e) Insurance Companies	9	51631322	0	0	51631322	6.07			51631322	6.07		0	0	NA	NA	51631322	0	0	0
LIFE INSURANCE CORPORATION OF INDIA - P & GS Fund		25026826	0	0	25026826	2.94			25026826	2.94		0	0	NA	NA	25026826	0	0	0
(f) Provident/ Pension Funds			0	0								0	0	NA	NA		0	0	0
(g) Asset Reconstruction Companies			0	0								0	0	NA	NA		0	0	0
(h) Sovereign Wealth Funds			0	0								0	0	NA	NA		0	0	0
(i) NBFCs registered with RBI			0	0								0	0	NA	NA		0	0	0
(j) Other Financial Institutions			0	0								0	0	NA	NA		0	0	0
(k) Any Other (Specify)			0	0								0	0	NA	NA		0	0	0
Sub Total(B)(1)	64	161952649	0	0	161952649	19.05			161952649	19.05		0	0	NA	NA	161905639	0	0	0
2 Institutions (Foreign)			0	0								0	0	NA	NA		0	0	0
(a) Foreign Direct Investment			0	0								0	0	NA	NA		0	0	0
(b) Foreign Venture Capital Investors			0	0								0	0	NA	NA		0	0	0
(c) Sovereign Wealth Funds			0	0								0	0	NA	NA		0	0	0
(d) Foreign Portfolio Investors Category I	204	108888998	0	0	108888998	12.81			108888998	12.81		0	0	NA	NA	108888998	0	0	0
GOVERNMENT PENSION FUND GLOBAL		19077853	0	0	19077853	2.24			19077853	2.24		0	0	NA	NA	19077853	0	0	0
(e) Foreign Portfolio Investors Category II	2	877	0	0	877	0.00			877	0.00		0	0	NA	NA	877	0	0	0
(f) Overseas Depositories (holding DRs) (balancing figure)			0	0								0	0	NA	NA		0	0	0
(g) Any Other (specify)			0	0								0	0	NA	NA		0	0	0
Sub Total(B)(2)	206	108888975	0	0	108888975	12.81			108888975	12.81		0	0	NA	NA	108888975	0	0	0



3	Central Government/ State Government (Domestic)			0	0					0					0	0	0	0	NA	NA		0	0	0
(a)	Central Government/ President of India			0	0					0					0	0	0	0	NA	NA		0	0	0
(b)	State Government/ Governor			0	0					0					0	0	0	0	NA	NA		0	0	0
(c)	Shareholding by Companies or Bodies Corporate where Central/ State Government is a promoter			0	0					0					0	0	0	0	NA	NA		0	0	0
	Sub Total(B)(3)			0	0					0					0	0	0	0	NA	NA		0	0	0
4	Non-institutions (Domestic)			0	0					0					0	0	0	0	NA	NA		0	0	0
(a)	Associate Companies/ Subsidiaries			0	0					0					0	0	0	0	NA	NA		0	0	0
(b)	Directors and their relatives (excluding independent directors and nominee directors)	3	3258	0	0	3258	0.00	3258	0	3258	0.00	0	0.00	0	0	0	0	0	NA	NA	3258	0	0	0
(c)	Key Managerial Personnel			0	0					0					0	0	0	0	NA	NA		0	0	0
(d)	Relatives of promoters (other than 'immediate relatives' of promoters disclosed under 'Promoter and Promoter Group' category)			0	0					0					0	0	0	0	NA	NA		0	0	0
(e)	Trusts where any person belonging to 'Promoter and Promoter Group' category is 'trustee', 'beneficiary', or 'author of the trust'			0	0					0					0	0	0	0	NA	NA		0	0	0
(f)	Investor Education and Protection Fund (IEPF)	1	4986565	0	0	4986565	0.59	4986565	0	4986565	0.59	0	0.59	0	0	0	0	0	NA	NA	4986565	0	0	0
(g)	Individuals - i. Individual shareholders holding nominal share capital up to Rs 2 lakhs	802528	120808539	0	0	120808539	14.21	120808539	0	120808539	14.21	0	14.21	0	0	0	0	0	NA	NA	115199487	0	0	0
(h)	Individuals - ii. Individual shareholders holding nominal share capital in excess of Rs. 2 lakhs.	11	6317289	0	0	6317289	0.74	6317289	0	6317289	0.74	0	0.74	0	0	0	0	0	NA	NA	6317289	0	0	0
(i)	Non Resident Indians (NRIs)	9397	6792825	0	0	6792825	0.80	6792825	0	6792825	0.80	0	0.80	0	0	0	0	0	NA	NA	6756018	0	0	0
(j)	Foreign Nationals	3	76430	0	0	76430	0.01	76430	0	76430	0.01	0	0.01	0	0	0	0	0	NA	NA	1670	0	0	0
(k)	Foreign Companies			0	0					0					0	0	0	0	NA	NA		0	0	0
(l)	Bodies Corporate	1032	44071170	0	0	44071170	5.18	44071170	0	44071170	5.18	0	5.18	0	0	0	0	0	NA	NA	44021986	0	0	0
	HATHWAY INVESTMENTS PRIVATE LIMITED		36752730	0	0	36752730	4.32	36752730	0	36752730	4.32	0	4.32	0	0	0	0	0	NA	NA	36752730	0	0	0
(m)	Any Other (specify)			0	0					0					0	0	0	0	NA	NA		0	0	0
	TRUST	62	461862	0	0	461862	0.05	461862	0	461862	0.05	0	0.05	0	0	0	0	0	NA	NA	461862	0	0	0
	SUSPENSE ESCROW ACCOUNT	1	60	0	0	60	0.00	60	0	60	0.00	0	0.00	0	0	0	0	0	NA	NA	60	0	0	0
	Body Corporate Limited Liability Partnership	354	1335105	0	0	1335105	0.16	1335105	0	1335105	0.16	0	0.16	0	0	0	0	0	NA	NA	1335105	0	0	0
	CLEARING MEMBER	18	13077	0	0	13077	0.00	13077	0	13077	0.00	0	0.00	0	0	0	0	0	NA	NA	13077	0	0	0
	HUF	5000	3336630	0	0	3336630	0.39	3336630	0	3336630	0.39	0	0.39	0	0	0	0	0	NA	NA	3324230	0	0	0
	Sub Total(B)(4)	818410	188202810	0	0	188202810	22.14	188202810	0	188202810	22.14	0	22.14	0	0	0	0	0	NA	NA	182420607	0	0	0
	Total Public Shareholding (B)= (B)(1)+(B)(2)+(B)(3)+(B)(4)	818680	459045334	0	0	459045334	54.01	459045334	0	459045334	54.01	0	54.01	0	0	0	0	0	NA	NA	453216121	0	0	0

Details of the shareholders acting as persons in Concert including their shareholding (No. and %)

Details of Shares which remain unclaimed may be given here along with details such as number of shareholders, outstanding shares held in demat/ unclaimed suspense account, voting rights which are frozen etc.

Nil





Table IV- Statement showing shareholding pattern of the Non Promoter and Non Public shareholder

	Category & Name of the shareholders	No. of shareholder	No. of fully paid up equity shares held	Partly paid- up equity shares held	Nos. of shares underlying Depository Receipts	Total no. shares held	Shareholding % calculated as per SCRR, 1957)	Number of Voting Rights held in each class of securities			No. of Shares Underlying Outstanding convertible securities (including Warrants)	Shareholding as a % assuming full conversion of convertible securities (as a percentage of diluted share capital)	Number of Locked in shares		Number of Shares pledged or otherwise encumbered		Number of equity shares held in dematerialised form	
								(i)	(iii)	(iv)			(v)	(vi)	(vii) = (iv)+(v)+(vi)	As a % of (A+B+C2) (viii)		(ix)
No. of Voting Rights			Total as a % of Total Voting rights	No.	As a % of total Shares held	No.	As a % of total Shares held											
Class X	Class Y	Total																
<b>1</b>	<b>Custodian/ DR Holder</b>																	
(a)	Name of DR Holder (if available)																	NA
(i)																		NA
(ii)																		NA
<b>2</b>	<b>Employee Benefit Trust/ Employee Welfare Trust under SEBI (Share based Employee Benefits and Sweat Equity) Regulations, 2021)</b>																	NA
(a)	Name																	NA
	<b>Total Non-Promoter-Non Public Shareholding (C)= (C)(1)+(C)(2)</b>		0	0	0	0	0.00	0	0	0	0.00	0	0.00	0	0.00			NA

**Note :**

- (1) PAN would not be displayed on website of Stock Exchange(s)
- (2) The above format needs to disclosed along with the names of the shareholders holding 1% and more than 1% shares of the listed entity. Column no. (xiii) is not applicable in the above format.
- (3) W.r.t. the information pertaining to Depository Receipts, the same may be disclosed in the respective columns to the extent information available



**Annexure B**

**Table VI - Statement showing foreign ownership limits**

	<i>Board approved limits</i>	<i>Limits utilized</i>
As on shareholding date (30-09-2023)	100.00	59.61
As on the end of previous 1st quarter (30-06-2023)	100.00	59.69
As on the end of previous 2nd quarter(30-03-2023)	100.00	59.21
As on the end of previous 3rd quarter (31-12-2023)	100.00	57.87
As on the end of previous 4th quarter (30-09-2022)	100.00	57.38

